

Compact 1-stage filter for 3-phase systems with neutral conductor



### Description

- Quick-connect terminals 6.3 x 0.8 for three phases, neutral conductor and ground

### Standards

- IEC 60939  
- UL 1283

### Approvals

- VDE Certificate Number: 40004673

### Applications

- Especially designed for industrial applications such as: Frequency Converters, Stepper Motor Drives, UPS-Systems, Inverters  
- Suitable for use in equipment according to IEC/UL 60950

### Weblinks

[pdf datasheet](#), [html-datasheet](#), [General Product Information](#), [Approvals](#), [CE declaration of conformity](#), [RoHS](#), [CHINA-RoHS](#), [REACH](#), [Distributor-Stock-Check](#), [Detailed request for product](#)

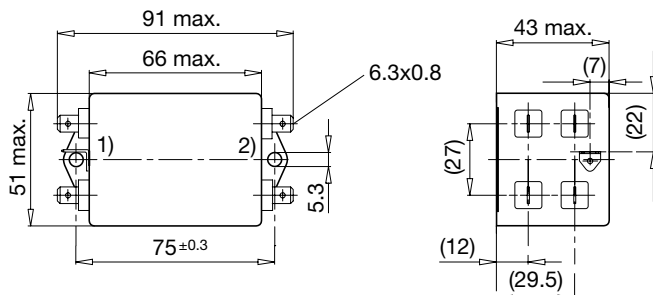
### Technical Data

Rated Current	3 - 20A @ Ta 40 °C
Rated voltage	250/440VAC, 50/60 Hz
Approval for	3 - 20A / 250/440VAC; 50Hz
Overload Current	1.5 x Ir
Leakage Current	industrial < 3mA (440V / 50Hz)
Dielectric Strength	250/440VAC: 2.25kVDC between L-L 1.7kVDC between L-N 3kVDC between L-PE 2.7kVDC between N-PE Test voltage (2 sec)
Number of Filter Stages	1-stage
Weight	0.2 - 0.35 kg
Material: Housing	Metal
Sealing Compound	UL 94V-0

Mounting	Screw-on mounting on chassis, from top
Terminal	Quick connect terminals 6.3 x 0.8 mm
Operating Temperature	-25 °C to 100 °C
Climatic Category	25/100/21 acc. to IEC 60068-1
Degree of Protection	IP 20 acc. to IEC 60529
Protection Class	Suitable for appliances with protection class I acc. to IEC 61140
MTBF	> 200'000h acc. to MIL-HB-217 F

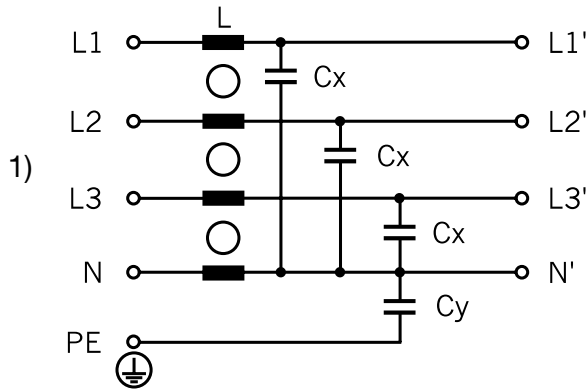
### Dimension

Case 47



1) Line  
2) Load

Diagrams



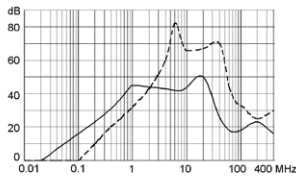
1) Line

Attenuation Loss

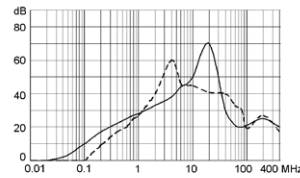
--- 50Ω differential mode    \_\_\_\_ 50Ω common mode

Standard version

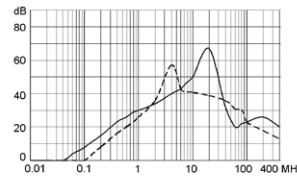
3A (FMW-65-0001)



6A (FMW-65-0002)

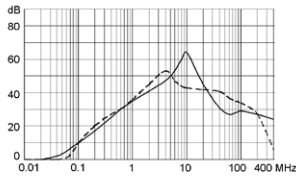


10A (FMW-65-0003)

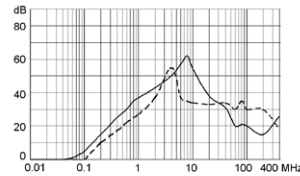


Industrial version

10A (FMW-65-0004)



20A (FMW-65-0005)



All Variants

Rated Current [A]	Rated Voltage [VAC]	Leakage Current [mA] @ 440V,	L [mH]	Cx [μF]	Cy [nF]	Weight [kg]	Housings	Order Number
3	250/440	0.5	1	0.1	4.7	0.2 kg	47	<a href="#">FMW-65-0001</a>
6	250/440	0.5	0.5	0.1	4.7	0.2 kg	47	<a href="#">FMW-65-0002</a>
10	250/440	0.5	0.4	0.1	4.7	0.23 kg	47	<a href="#">FMW-65-0003</a>
10	250/440	3	0.4	0.1	22	0.35 kg	47	<a href="#">FMW-65-0004</a>
20	250/440	3	0.15	0.1	22	0.25 kg	47	<a href="#">FMW-65-0005</a>

Most Popular.

Availability for all products can be searched real-time: <http://www.schurter.com/Stock-Check/Stock-Check-SCHURTER>

1) Nominal leakage current acc. to IEC60950 - 5.2.5. under normal operating conditions. Note: worst case leakage current acc. to IEC60950 - Annex G4 (situation with two interrupted lines) can be much higher.

Packaging unit

10 Pcs