

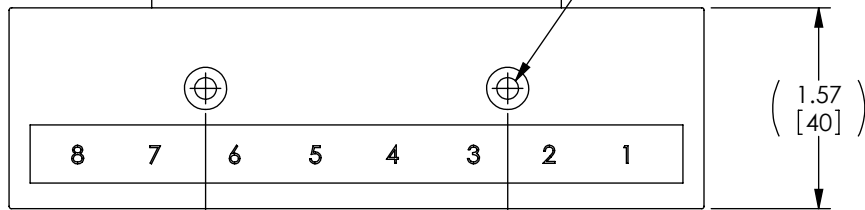
THE INFORMATION CONTAINED IN THIS DRAWING IS THE SOLE PROPERTY OF L-COM, INC. ANY REPRODUCTION IN PART OR WHOLE WITHOUT THE WRITTEN PERMISSION OF L-COM, INC. IS PROHIBITED.

REVISIONS			
REV	DESCRIPTION	DATE	APPROVED
A	DRAWING NUMBER WAS 96-091102	8/11/09	D. CASTRO

BRACKET FOR VELCRO STRAP (SUPPLIED) FOR SECURING CABLE CONNECTOR

50 CONTACT TELCO MALE OR FEMALE CONNECTOR

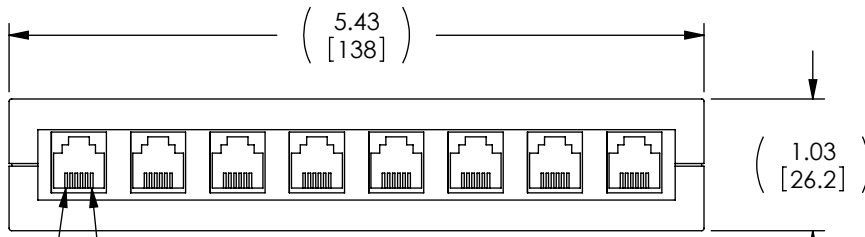
2X Ø.158 MIN. THRU HOLE WITH Ø0.33 MIN. C'BORE



MODEL NUMBER	TELCO CONNECTOR
EC608F	FEMALE
EC608M	MALE

WIRE MAP  
(IN ACCORDANCE WITH SCHEDULE 0 (USOC) 6 WIRE)

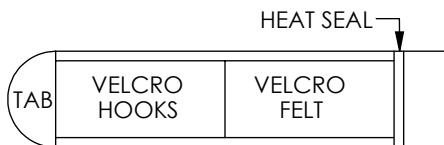
JACK NO.	RJ12 PIN NO.	50 PIN CONNECTOR	JACK NO.	RJ12 PIN NO.	50 PIN CONNECTOR
1	4	26	5	4	38
	3	1		3	13
	2	27		2	39
	5	2		5	14
	1	28		1	40
2	6	3	6	6	15
	4	29		4	41
	3	4		3	16
	2	30		2	42
	5	5		5	17
3	1	31	7	1	43
	6	6		6	18
	4	32		4	44
	3	7		3	19
	2	33		2	45
4	5	8	8	5	20
	1	34		1	46
	6	9		6	21
	4	35		4	47
	3	10		3	22
	2	36		2	48
	5	11		5	23
	1	37		1	49
	6	12		6	24



(8) RJ12 JACKS

NOTES:

- HOUSING IS ABS PLASTIC, COLOR: GRAY.
- EACH CLUSTER BAR IS INDIVIDUALLY PACKAGED IN A PLASTIC BAG WITH (2) 35mm (1.38) LONG WOOD SCREWS AND (1) PIECE OF DOUBLE SIDED MOUNTING TAPE OF THE SAME LENGTH AS THE ABS HOUSING.
- EACH CLUSTER BAR HAS A SPECIAL MOUNTING STRAP HAVING APPROXIMATELY 50mm OF VELCRO HOOKS AND 50mm OF FELT. THERE IS A PULL TAB ON THE HOOKS END AND A HEAT SEALED LOOP ON THE FELT END.



STRAP IS LOOPED THROUGH SLOT ON BRACKET OF THIS TELCO CONNECTOR AND HEAT SEALED

NO CONNECTIONS TO TELCO CONTACTS 25 & 50

UNLESS OTHERWISE SPECIFIED, DIMENSIONS ARE IN INCHES [mm] OVERALL CABLE LENGTH TOLERANCE: ≤12 [305] = +1 [25] / -0 >12 [305] ≤60 [1524] = +2 [51] / -0 >60 [1524] ≤120 [3048] = +4 [102] / -0 >120 [3048] ≤300 [7620] = +6 [152] / -0 >300 [7620] = +3% / -0%	APPROVALS	DATE		45 BEECHWOOD DRIVE NORTH ANDOVER, MA 01845
	DRAWN BY TJC	9/11/96		CATEGORY
ALL OTHER DIMENSIONAL TOLERANCES: .X = ±.2 .XX = ±.02 .XXX = ±.005	CHECKED BY AEM	9/11/96	PRODUCT DESCRIPTION	
	APPROVED BY ENG	8/26/98	CLSTR BAR 8PRT (6X6)/CN50	
PROJECTION	CONFIGURATION DETAILS OF UNDIMENSIONED FEATURES MAY VARY	COLOR VARIATIONS MAY OCCUR	SIZE <b>A</b>	FSCM NO. <b>43321</b>
			DWG. NO. EC608M	REV. <b>A</b>
			SCALE: NONE	CAD FILE: EC608M.SLDDRW
				SHEET 1 OF 1