
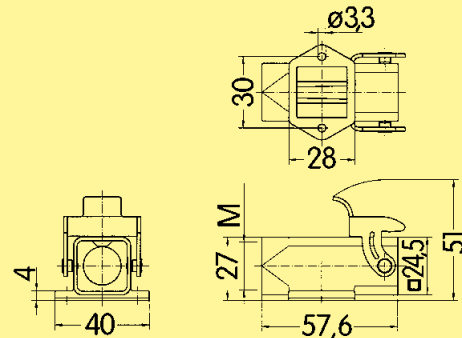

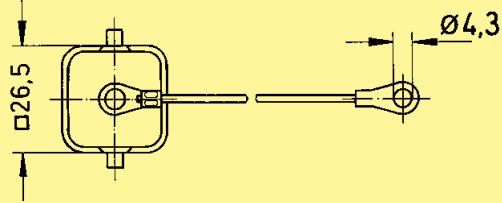



Identification	Part-Number	M	Drawing	Dimensions in mm
<p>Surface mounted housing side entry</p> 	<p>19 44 003 1250</p>	<p>20</p>		
<p>Cover for housings</p> 	<p>19 44 003 5425²⁾ 19 44 003 5426¹⁾</p>	<p>— —</p>		
<p>Cable gland stainless steel</p> 	<p>19 44 000 5082</p>	<p>20</p>		