


# Subminiature Fuses

## SR-5F Series, Fast-Acting



### Description

- Fast-acting, low breaking capacity subminiature fuse
- Plastic cap and base, flammability UL 94V0
- Lead wire with tin-plated copper, diameter 0.6mm
- Protects against harmful overcurrents in primary and secondary applications
- Small radial-leaded design minimizes board space and eliminates need for additional mounting components (BK/PCS holder optional if field replacement is desirable)
- Designed to UL 248-14



Electrical Characteristics			
Rated Current	1 x I <sub>n</sub> min	1.5 x I <sub>n</sub> max	2 x I <sub>n</sub> max
800mA-10A	4hr	10 min	2 min

### Agency Information

- UL Listed: File E19180 JDXY1, JDXY7
- PSE: File JET5766-31007-1001, File JET5766-31007-1002

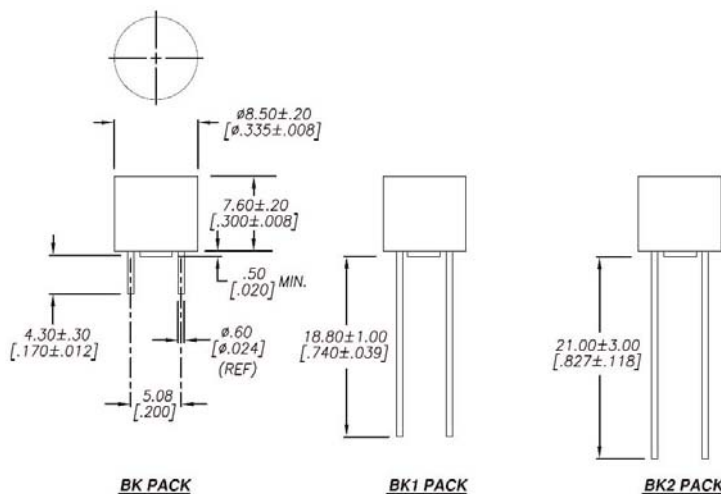
### Specifications

- Solderability: EIA-186-9E Method 9
- High frequency vibration: MIL-STD-202F, Method 201A
- Operating temperature: -40°C to +125°C
- Soldering heat resistance: 260°C, 10 sec. max. (IEC 60068-2-20)

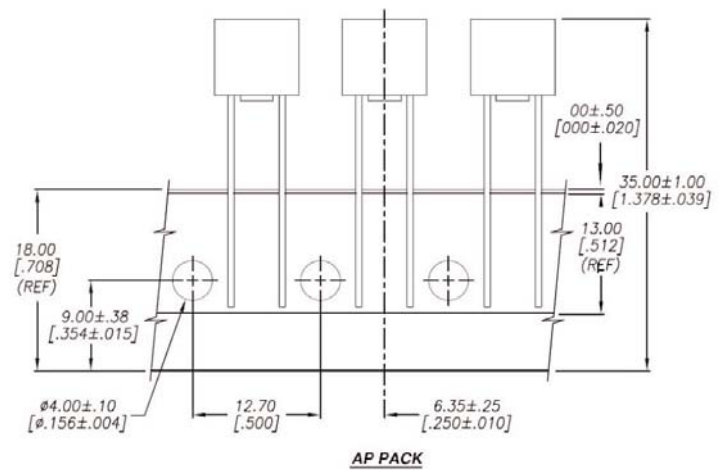
### Ordering

- Specify product and packaging code (i.e., SR-5F-1A-AP)

### Dimensions - mm / [inches]



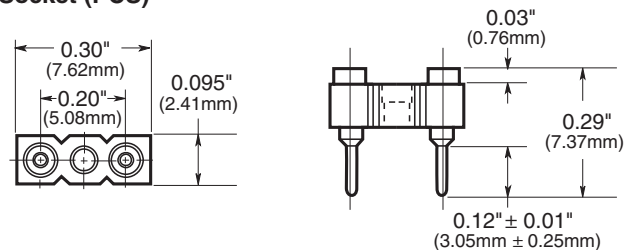
### Packaging - mm / [inches]



### Mounting Socket (RoHS compliant)

- Available as option. Specify catalog number BK/PCS (In bulk 100 per bag)

### Socket (PCS)



## Specifications

Catalog Number	Voltage Rating (Vac)	Interrupting Rating (amps) @ Rated Voltage (50Hz)**	Typical DC Cold Resistance ( $\Omega$ )***	Typical Melting I <sup>2</sup> t†	Maximum Voltage Drop@1I <sub>n</sub> (mV)‡	Maximum Power Dissipation @ 1In(mW)†††	Agency Approvals	
							cULus	PSE
SR-5F-800mA	250	50	0.245	1.5	400	320	X	
SR-5F-1A	250	50	0.171	2.6	400	400	X	X
SR-5F-1.25A	250	50	0.116	4.4	330	413	X	X
SR-5F-1.6A	250	50	0.076	6.9	330	528	X	X
SR-5F-2A	250	50	0.058	9	330	660	X	X
SR-5F-2.5A	250	50	0.049	15	330	825	X	X
SR-5F-3.15A	250	50	0.037	23.2	330	1040	X	X
SR-5F-4A	250	50	0.026	35.4	330	1320	X	X
*SR-5F-5A	250	50	0.018	55	250	1250	X	X
*SR-5F-6.3A	125	50	0.015	75	250	1575	X	X
*SR-5F-7A	125	50	0.011	107	250	1750	X	X
*SR-5F-8A	125	50	0.010	120	200	1600	X	X
*SR-5F-10A	125	50	0.007	145	200	2000	X	X

\*Conducting path min. 0.2mm<sup>2</sup>

\*\*Interrupting ratings measured at 50A, 95%-100% of PF on AC.

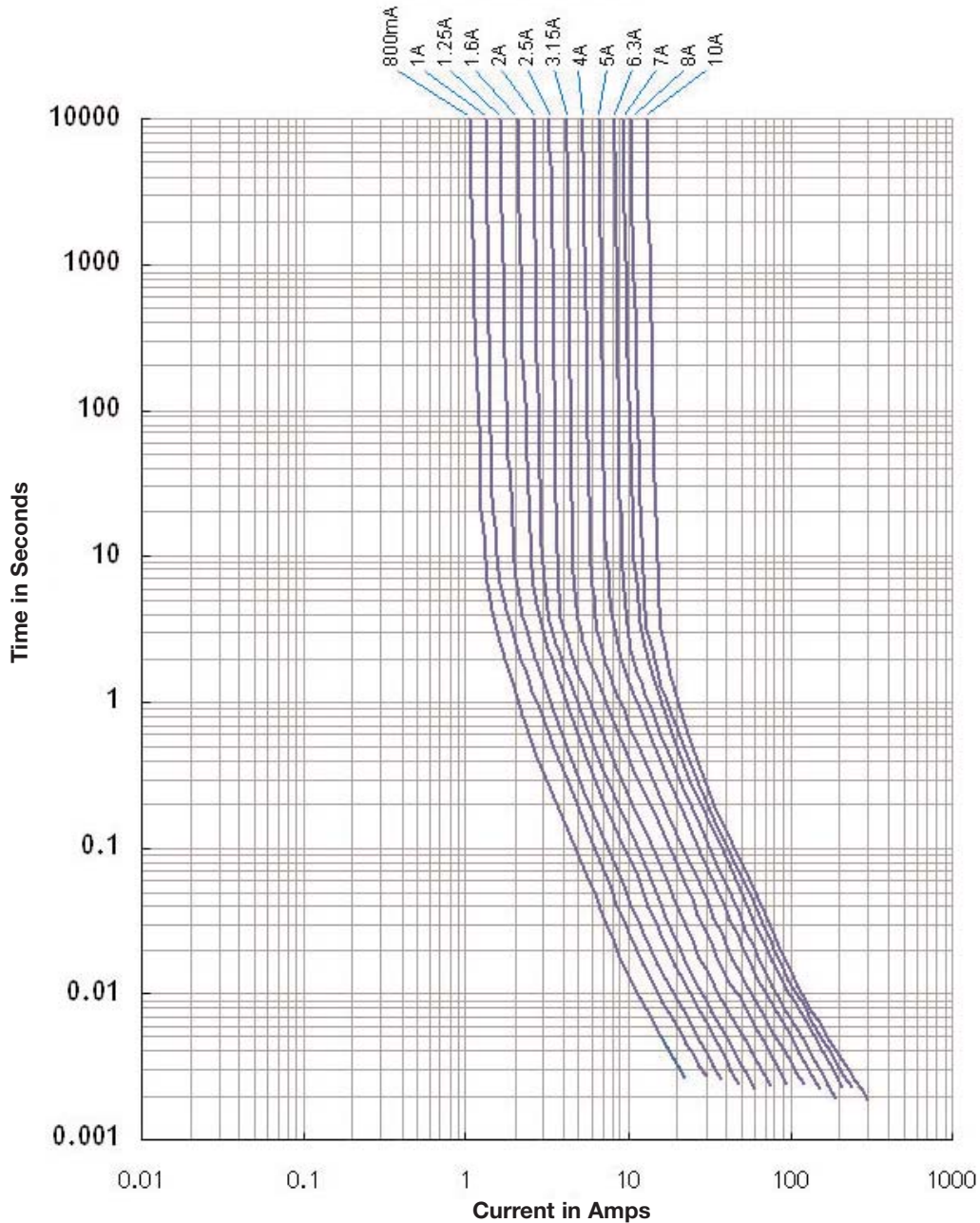
\*\*\*Typical DC Cold Resistance measured at <10% of rated current.

†Typical Melting I<sup>2</sup>t measured at 10I<sub>n</sub>.

‡ Maximum Voltage Drop measured at 20°C ambient temperature at rated current.

†††Maximum Power Dissipation measured at 20°C ambient temperature at rated current.

## Time-Current Curve



Packaging Code	
Packaging Suffix	Description
-BK	200 fuses in polybag, Lead L = $4.3 \pm 0.3$
-BK1	200 fuses in polybag, Lead L = $18.8 \pm 1.0$
-BK2	200 fuses in polybag, Lead L = $21 \pm 3.0$
-AP	1000 fuses Ammo Pack, Pitch = 12.7

The only controlled copy of this Data Sheet is the electronic read-only version located on the Cooper Bussmann Network Drive. All other copies of this document are by definition uncontrolled. This bulletin is intended to clearly present comprehensive product data and provide technical information that will help the end user with design applications. Cooper Bussmann reserves the right, without notice, to change design or construction of any products and to discontinue or limit distribution of any products. Cooper Bussmann also reserves the right to change or update, without notice, any technical information contained in this bulletin. Once a product has been selected, it should be tested by the user in all possible applications.

Life Support Policy: Cooper Bussmann does not authorize the use of any of its products for use in life support devices or systems without the express written approval of an officer of the Company. Life support systems are devices which support or sustain life, and whose failure to perform, when properly used in accordance with instructions for use provided in the labeling, can be reasonably expected to result in significant injury to the user.