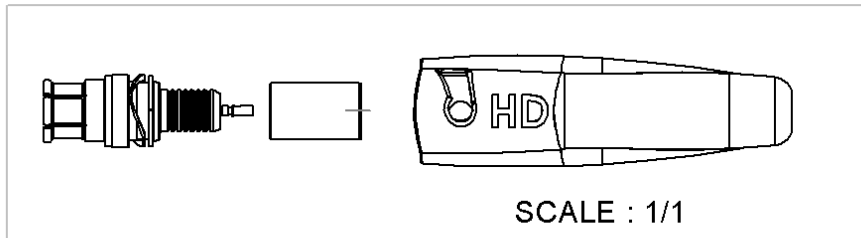
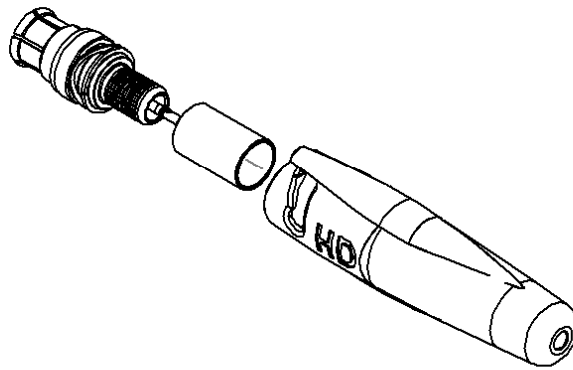



STRAIGHT PLUG FULL CRIMP

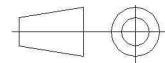
CABLE 0.8/3.7

R142.079.76_

Series : BNC 75 HDTV



All dimensions are in mm.



COMPONENTS	MATERIALS	PLATING (µm)
BODY	BRASS	BBR2
CENTER CONTACT	BRASS	NPGR
OUTER CONTACT	BRASS	NPGR
INSULATOR	POLYPROPYLENE	
GASKET	SILICONE RUBBER	
OTHERS PARTS	COMPOSITE MATERIAL	
-	-	-
-	-	-

Issue : 1306 E

In the effort to improve our products, we reserve the right to make changes judged to be necessary.



STRAIGHT PLUG FULL CRIMP

CABLE 0.8/3.7

R142.079.76_

Series : **BNC 75 HDTV**

PACKAGING

Standard	Unit	Other
100	'W' option	Contact us

SPECIFICATION

ELECTRICAL CHARACTERISTICS

Impedance		75 Ω
Frequency		DC-6 GHz
VSWR	1.05 +	0,0350 x F(GHz) Maxi
Insertion loss		0.1 √F(GHz) dB Maxi
RF leakage	- (- F(GHz)) dB Maxi
Voltage rating		500 Veff Maxi
Dielectric withstanding voltage		1500 Veff mini
Insulation resistance		5000 MΩ mini

CABLE ASSEMBLY

Stripping	a	b	c	d	e	f
mm	2,30	9,00	16,8	0,00	14,4	0,00

Assembly instruction : **SPECIFIQUE**

Recommended cable(s)

DRAKA 0.8/3.7

BELDEN 1505A

CAE HD 08370

Characteristics indicated on this data sheet are those that can be achieved with the highest performance cable. Intrinsic limitations of the cable may diminish the performance of the assembly

Cable retention

- pull off	220 N mini
- torque	N.A N.cm

MECHANICAL CHARACTERISTICS

Center contact retention		
Axial force – Mating end	10 N mini	
Axial force – Opposite end	10 N mini	
Torque	N.A N.cm mini	

TOOLING

Part Number	Description	Hexagon
.	.	.
R282.234.000	CRIMPING TOOL	Hex.6.48/ Sq.1.15

Retention		
Mated	200 N max	
Boot Nut on the body	40 N max	

OTHER CHARACTERISTICS

Mating life	1000 Cycles mini
Weight	8,2800 g

ENVIRONMENTAL

Operating temperature	-45/+85 °C
Hermetic seal	Atm.cm3/s
Panel leakage	

ssue : **1306** E

In the effort to improve our products, we reserve the right to make changes judged to be necessary.



STRAIGHT PLUG FULL CRIMP**CABLE 0.8/3.7****R142.079.76_**Series : **BNC 75 HDTV****CODING OPTION SLEEVE-NUT****Choice for sleeve Colors :**

Colours name	RAL	RVB (octet)	TLS	REF
Black	9005	0/0/0	0/0/0	R142.079.760
Red	3020	252/10/28	356/131/249	R142.079.761
Yellow	1018	255/255/79	60/167/255	R142.079.764
Blue	5012	41/115/184	209/113/162	R142.079.763
Green	6032	41/138/64	134/90/138	R142.079.762
Grey	7037	122/125/128	210/125/6	R142.079.765
White	9003	255/255/255	0/255/0	R142.079.766
Brown	8002	110/59/58	1/84/79	R142.079.767
Orange	2007	255/117/33	23/144/255	R142.079.768
Violet	4008	125/31/122	302/78/154	R142.079.769



ssue : 1306 E

In the effort to improve our products, we reserve the right to make changes judged to be necessary.

RADIALL 

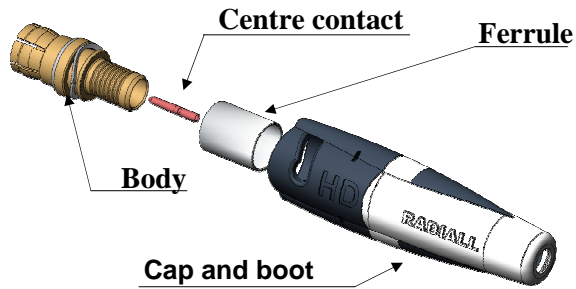
STRAIGHT PLUG FULL CRIMP

CABLE 0.8/3.7

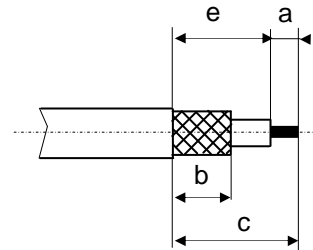
R142.079.76_

Series : BNC 75 HDTV

ASSEMBLING PROCESS

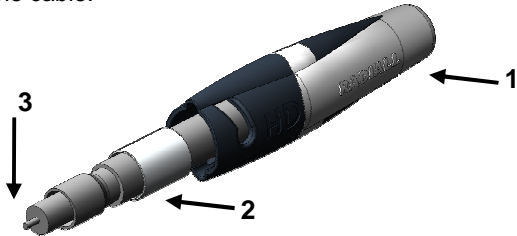


STRIPPING DIMENSIONS



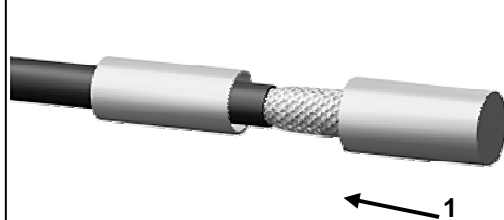
1

Slide the cap and boot onto the cable
Slide the ferrule onto the cable.
Strip the cable.




4

Slide the body onto the cable until it bottoms against insulator.



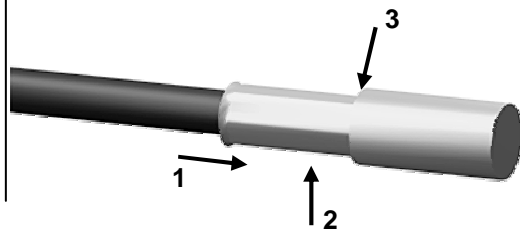
2

Slide the centre contact on until it bottoms against the cable dielectric.
Crimp the centre contact with crimping tool (Sq. : 1.15)



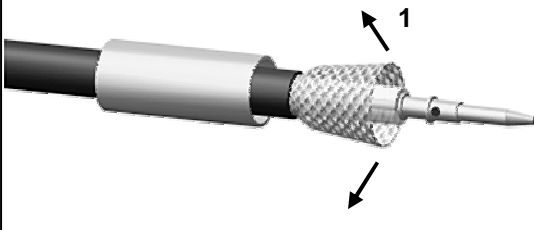
5

Slide the ferrule over the braid.
Crimp the ferrule with crimping tool. (Hex. : 6.48)
Cut the excess of braid if necessary



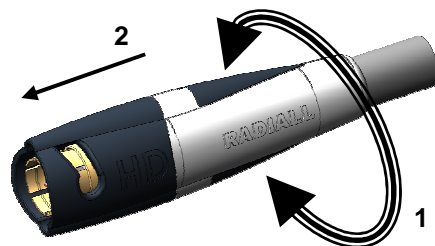
3

Fan the braid and foil.



6

Twist, slide and lock the Sleeve-nut over the sub assembly



Issue : 1306 E

In the effort to improve our products, we reserve the right to make changes judged to be necessary.

