


5-1415528-1 Product Details



5-1415528-1
(RT3S4S15)

TE Internal Number: 5-1415528-1



Industrial Relays (General Purpose)

 [Converted to EU RoHS/ELV Compliant](#)
(Statement of Compliance)

Product Highlights:

- RT Package Series
- Contact - Current Class = 10A to 20A Class, Greater Than 16A
- Contact - Rated Current = 16 A
- Terminal Type = Screw Terminals
- Contact - Arrangement = 1 Form C (CO)

Documentation & Additional Information

Product Drawings:

- None Available

Catalog Pages/Data Sheets:

- [Relay Package Package RT](#) (PDF, English)

Product Specifications:

- None Available

Application Specifications:

- None Available

Instruction Sheets:

- None Available

CAD Files: (CAD Format & Compression Information)

- [2D Drawing](#) (DXF, Version A)
- [3D Model](#) (IGES, Version A)
- [3D Model](#) (STEP, Version A)

Additional Information:

- [Product Line Information](#)

Related Products:

- [Tooling](#)

Product Features (Please use the Product Drawing for all design activity)

Product Type Features:

- Series = RT Package
- Terminal Type = Screw Terminals

Electrical Characteristics:

- Contact - Current Class = 10A to 20A Class, Greater Than 16A
- [Contact - Rated Current \(A\)](#) = 16
- Contact - Limiting Continuous Current (A) = 16
- Contact - Limiting Making Current (A) = 30
- Contact - Limiting Breaking Current (A) = 16
- Insulation - Initial Dielectric Between Coil/Contact Class = 500V to 1000V Class
- Insulation - Initial Dielectric Between Open Contacts (V rms) = 5000
- Insulation - Initial Dielectric Between Contacts and Coil (V rms) = 1000
- Contact - Rated Voltage (VAC) = 240
- Contact - Switching Voltage Max. (VAC) = 400
- Contact - Limiting Short-Time Current (A) = 16
- Coil - Rated Voltage (VAC) = 115
- [Coil - Resistance \(Ω\)](#) = 8100
- [Coil - Rated Power, AC \(VA\)](#) = 1.00
- Coil - Rated Power Class = 0.5VAW to 1.0VA Class
- Insulation - Creepage Class = >8mm Class
- Insulation - Clearance Class = >8mm Class
- Insulation - Special Features = Tracking Index of Relay Base PTI250

Dimensions:

- Mechanical - Length Class = >60mm Class
- Length (mm [in]) = 77.00 [3.031]
- Mechanical - Width Class = 12mm to 16mm Class
- Width (mm [in]) = 15.80 [0.622]
- Mechanical - Height Class = >50mm Class

Body Features:

- Mount Type = DIN Rail
- Weight (g [oz]) = 54.00 [1.905]

Contact Features:

- Contact Material = AgNi90/10
- Contact - Number of Poles = 1

Configuration Features:

- [Contact - Arrangement](#) = 1 Form C (CO)
- [Coil - Magnetic System](#) = Monostable, AC
- Coil - Special Features = LED, Electrical Indicator

Industry Standards:

- [RoHS/ELV Compliance](#) = RoHS compliant, ELV compliant
- [Lead Free Solder Processes](#) = Not relevant for lead free process
- RoHS/ELV Compliance History = Converted to comply with RoHS directive
- Approved/Registered Standards = VDE, cULus

Environmental:

- Environmental - Category of Protection = RTI
- Environmental - Ambient Temperature, Max. (°C [°F]) = 70 [158]
- Environmental - Ambient Temperature Class = 50°C to 70°C Class

Packaging Features:

- Packaging Method = Box

Other:

- Brand = Schrack

Relay Package RT

- Relay package consisting of RT relay, DIN-rail socket, plastic retaining clip, module and marking tag
- 1 CO with 16 A or 2 CO with 8 A rated load
- Sensitive DC- or AC coil
- Reinforced insulation (protection class II / VDE 0700), safe separation to VDE 0160
- Jumper bars for interconnection
- Further accessories see Accessories RT



F0287-C

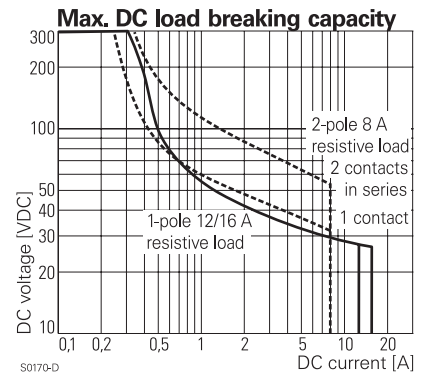
Approvals

Relay: REG.-Nr. 6106, E214025

Socket: REG.-Nr. 6106, E135149
 Technical data of approved types on request

Contact data	1-pole	2-pole
Contact configuration	1 CO	2 CO
Contact set	single contact	
Type of interruption	micro disconnection	
Rated voltage / max. switching voltage AC	240 / 400 VAC	
Rated current	16 A*)	8 A
Limiting continuous current	16 A*)	8 A, UL: 10 A
Maximum breaking capacity AC	4000 VA	2000 VA
Limiting making capacity,max 4 s, df 10%	30 A	15 A
Contact material	AgNi 90/10, AgNi90/10 gold plated	
Rated frequency of operation with / without load	6 / 1200 min ⁻¹	

*) For full load current (16 A) the relay terminals 11-21, 12-22 and 14-24 have to be bridged.



S0170-D

Contact ratings

For contact ratings see datasheet Interface Power relay RT

Coil data

Rated coil voltage range DC coil	24 VDC
AC coil	24, 115, 230 VAC
Operative range to IEC 61810	2

Coil versions, DC-coil

Coil code	Rated voltage VDC	Operate voltage VDC	Release voltage VDC	Coil resistance Ohm	Rated coil power mW
LC4	24	16.8	2.4	1440±10%	400

Coil versions, AC-coil 50Hz

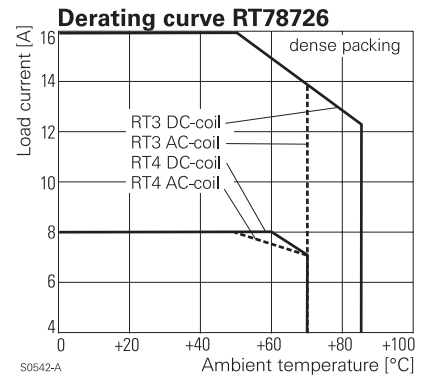
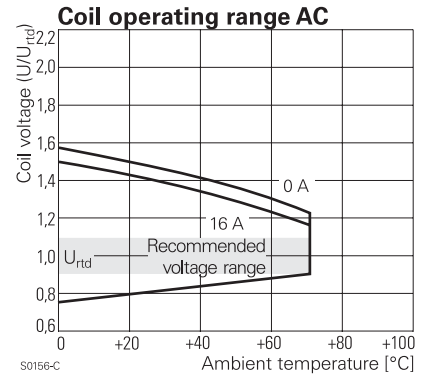
Coil code	Rated voltage VAC	Operate voltage 50 Hz VAC	Release voltage 50 Hz VAC	Coil resistance Ohm	Rated coil power 50 Hz VA
R24	24	18.0	3.6	350±10%	0.76
S15	115	86.3	17.3	8100±15%	0.76
T30	230	172.5	34.5	32500±15%	0.74

All figures are given for coil without preenergization, at ambient temperature +23°C
 Other coil voltages on request

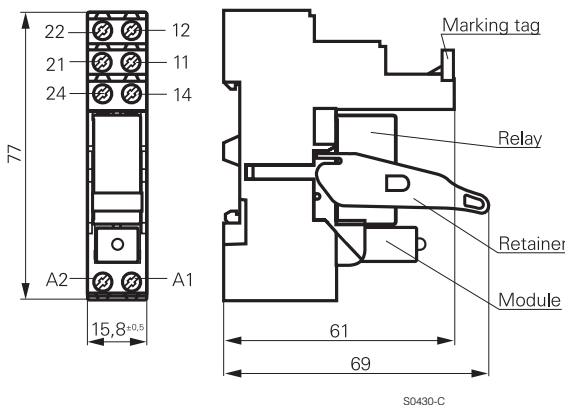
Relay Package RT (Continued)

Insulation	1-pole	2-pole
Dielectric strength coil-contact circuit		5000 V _{rms}
open contact circuit		1000 V _{rms}
adjacent contact circuits		2500 V _{rms}
Clearance / creepage coil-contact circuit	≥ 10 / 10 mm	
Material group of insulation parts	IIIa	
Tracking index of relay base	PTI 250 V	
Insulation to IEC 60664-1		
Type of insulation coil-contact circuit		reinforced
open contact circuit		micro disconnection
adjacent contact circuits		functional
Rated insulation voltage		250 V
Pollution degree,	3	2
Rated voltage system	240 V	230 / 400 V
Overtoltage category		III

Other data	1-pole	2-pole
Mechanical endurance		
DC coil	> 30 x 10 ⁶	>30 x 10 ⁶
AC coil	> 10 x 10 ⁶	>5 x 10 ⁶
Material		
RoHS - Directive 2002/95/EC	compliant as per product date code 0535	
Environment		
Ambient temperature range DC coil	-20...+85°C	
AC coil	-20...+70°C	
Processing		
Terminals	screw	
Terminal screw torque acc. IEC 61984	0.5 Nm	
max.	0.7 Nm	
Wire cross section		
single wire	2 x 2.5 mm ²	
fine wire	2 x 2.5 mm ²	
with bootlace crimp (DIN 46228/1)	2 x 1.5 mm ²	
Insertion cycles	A (10)	
Max. Insertion Force total	100 N	
Mounting distance	≥ 0, dense packing of sockets	
Weight	54 g	
Packaging unit	10 pcs	



Dimensions



Relay Package RT (Continued)

Product key		Typical product key		RT	4S	4	T30
Type							
RT Relay Package RT							
Version							
3S Relay set: RT 1-pole CO (1 form C), 16 A, red LED							
4S Relay set: RT 2-pole CO (2 form C), 8 A, red LED							
Contact material							
4 AgNi 90/10, CO contact							
5 AgNi 90/10 gold plated, CO contact							
Coil							
LC4 24 VDC		R24 24 VAC					
S15 115 VAC		T30 230 VAC					

Other types on request

Product key	Socket	Retainer	Marking tag	Module	Relay	Coil	Part number
RT3S4LC4	RT78726	RT17017	RT17040	PTML0024	RT314024	24 VDC	4-1415073-1
RT3S4R24				PTML0524	RT314524	24 VAC	5-1415073-1
RT3S4S15				PTML0730	RT314615	115 VAC	5-1415528-1
RT3S4T30				PTML0730	RT314730	230 VAC	6-1415073-1
RT3S5LC4				PTML0024	RT315024	24 VDC	7-1415073-1
RT3S5R24				PTML0524	RT315524	24 VAC	8-1415073-1
RT3S5T30				PTML0730	RT315730	230 VAC	9-1415073-1
RT4S4LC4				PTML0024	RT424024	24 VDC	1-1415073-1
RT4S4R24				PTML0524	RT424524	24 VAC	2-1415073-1
RT4S4S15				PTML0730	RT424615	115 VAC	8-1415532-1
RT4S4T30				PTML0730	RT424730	230 VAC	3-1415073-1
RT4S5LC4				PTML0024	RT425024	24 VDC	1415074-1
RT4S5R24				PTML0524	RT425524	24 VAC	1-1415074-1
RT4S5T30				PTML0730	RT425730	230 VAC	2-1415074-1

- Height (mm [in]) = 69.00 [2.716]
- Insulation - Clearance Between Contact and Coil (mm [in]) = 10 [0.394]
- Insulation - Creepage Between Contact and Coil (mm [in]) = 10 [0.394]