



CONTACTOR RELAY, 2NO+2NC, AC 24V,
50/60 HZ, SIZE S00, SCREW TERMINAL

General technical data:

product brand name		SIRIUS
Size of the contactor		S00
Identification number and letter for switching elements		22 E
Product extension / auxiliary switch		Yes
Protection class IP / on the front		IP20
Protection against electrical shock		finger-safe
Degree of pollution		3
Insulation voltage / with degree of pollution 3 / rated value	V	690
Installation altitude / at a height over sea level / maximum	m	2,000
Ambient temperature / during storage	°C	-55 ... +80
Ambient temperature / during operating	°C	-25 ... +60
Shock resistance		
<ul style="list-style-type: none"> • at rectangular impulse <ul style="list-style-type: none"> • at AC • at sine pulse <ul style="list-style-type: none"> • at AC 		7,3g / 5 ms, 4,7g / 10 ms
		11,4g / 5 ms, 7,3g / 10 ms
Impulse voltage resistance / rated value	kV	6
Mechanical operating cycles as operating time		
<ul style="list-style-type: none"> • of the contactor / typical 		30,000,000

- of the contactor with added auxiliary switch block / typical
- of the contactor with added electronics-compatible auxiliary switch block / typical

10,000,000

10,000,000

Control circuit:

Type of voltage / of the controlled supply voltage		AC
Control supply voltage / 1		
• at 50 Hz / for AC / rated value	V	24
• at 60 Hz / for AC / rated value	V	24
Operating range factor control supply voltage rated value / of the magnet coil		
• at 50 Hz / for AC		0.8 ... 1.1
• at 60 Hz / for AC		0.85 ... 1.1
Apparent pull-in power / of the solenoid / for AC	V·A	37
Apparent holding power / of the solenoid / for AC	V·A	5.7
Inductive power factor		
• with the pull-in power of the coil		0.8
• with the pull-in power of the coil		0.25
Closing delay		
• at AC	ms	8 ... 33
Opening delay		
• at AC	ms	6 ... 25
Arcing time	s	10 ... 15

Auxiliary circuit:

Contact reliability / of the auxiliary contacts		1 faulty switching per 100 million (17 V, 1 mA)
Number of NC contacts / for auxiliary contacts / instantaneous switching		2
Number of NO contacts / for auxiliary contacts / instantaneous switching		2
Operating current / of the auxiliary contacts / at AC-12 / maximum	A	10
Operating current / of the auxiliary contacts / at AC-15		
• at 230 V	A	10
• at 400 V	A	3
• at 500 V	A	2
• at 690 V	A	1
Operating current		
• of the auxiliary contacts / with 1 current path / at DC-12		
• at 24 V	A	10
• at 110 V	A	3
• at 220 V	A	1

<ul style="list-style-type: none"> • with 2 current paths in series / at DC-12 <ul style="list-style-type: none"> • at 24 V / rated value • at 60 V / rated value • at 110 V / rated value • at 220 V / rated value • at 440 V / rated value • at 600 V / rated value • with 3 current paths in series / at DC-12 <ul style="list-style-type: none"> • at 24 V / rated value • at 60 V / rated value • at 110 V / rated value • at 220 V / rated value • at 440 V / rated value • at 600 V / rated value 	A A A A A A A A A A A A	10 10 4 2 1.3 0.65 10 10 10 3.6 2.5 1.8
Operating current		
<ul style="list-style-type: none"> • of the auxiliary contacts / with 1 current path / at DC-13 <ul style="list-style-type: none"> • at 24 V • at 110 V • at 220 V • with 2 current paths in series / at DC-13 <ul style="list-style-type: none"> • at 24 V / rated value • at 60 V / rated value • at 110 V / rated value • at 220 V / rated value • at 440 V / rated value • at 600 V / rated value • with 3 current paths in series / at DC-13 <ul style="list-style-type: none"> • at 24 V / rated value • at 60 V / rated value • at 110 V / rated value • at 220 V / rated value • at 440 V / rated value • at 600 V / rated value 	A A A A A A A A A A A A A A A	10 1 0.3 10 3.5 1.3 0.9 0.2 0.1 10 4.7 3 1.2 0.5 0.26
Off-load operating frequency		
<ul style="list-style-type: none"> • at AC • at DC 	1/h 1/h	10,000 10,000
Frequency of operation		
<ul style="list-style-type: none"> • at AC-12 / maximum • at AC-14 / maximum • at AC-15 / maximum 	1/h 1/h 1/h	1,000 1,000 1,000

- at DC-12 / maximum
- at DC-13 / maximum

1/h	1,000
1/h	1,000

Short-circuit:

Design of the fuse link / for short-circuit protection of the auxiliary switch

- required

Fuse gL/gG: 10 A, miniature circuit breaker C 6 A (short-circuit current $I_k < 400$ A)

Installation/mounting/dimensions:

mounting position

+/-180° rotation possible on vertical mounting surface; can be tilted forward and backward by +/- 22.5° on vertical mounting surface

Type of mounting

screw and snap-on mounting onto 35 mm standard mounting rail

Width

mm 45

Height

mm 57.5

Depth

mm 73

Connections:

Design of the electrical connection

- for auxiliary and control current circuit

screw-type terminals

Type of the connectable conductor cross-section

- for auxiliary contacts
 - solid
 - finely stranded
 - with conductor end processing
- for AWG conductors / for auxiliary contacts

2x (0.5 ... 1.5 mm²), 2x (0.75 ... 2.5 mm²), 2x 4 mm²

2x (0.5 ... 1.5 mm²), 2x (0.75 ... 2.5 mm²)

2x (20 ... 16), 2x (18 ... 14), 2x 12

Certificates/approvals:

General Product Approval



CCC

CSA

GOST

UL

EG-Konf.

Test Certificates

[Special Test Certificate](#)

[Type Test Certificates/Test Report](#)

Shipping Approval



ABS



DNV



GL



LRS



PRS



RINA

Shipping Approval other



RMRS



VDE

UL/CSA ratings:

Contact rating designation / for auxiliary contacts / according to UL

A600 / Q600

Safety-related Parameter:

B10 value / with high demand rate

- according to SN 31920

1,000,000

T1 value / for proof test interval or service life

- according to IEC 61508

a

20

Proportion of dangerous failures

- with low demand rate / according to SN 31920
- with high demand rate / according to SN 31920

%

40

%

73

Failure rate (FIT value) / with low demand rate

- according to SN 31920

FIT

100

Product function / positively driven operation to IEC 60947-5-1

Yes

Further information:

Information- and Downloadcenter (Catalogs, Brochures,...)

<http://www.siemens.com/industrial-controls/catalogs>

Industry Mall (Online ordering system)

<http://www.siemens.com/industrial-controls/mall>

Cax online generator:

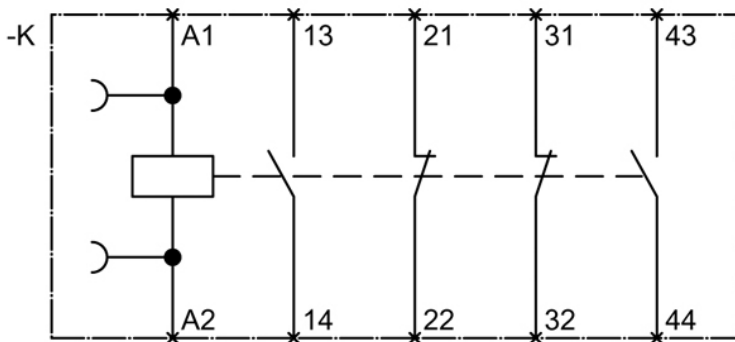
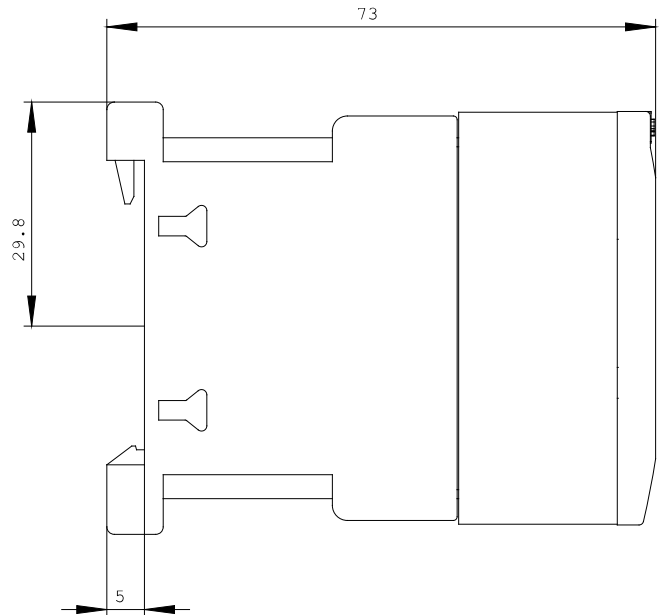
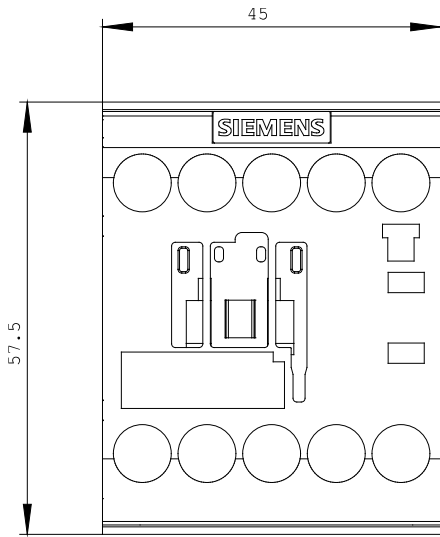
<http://www.siemens.com/cax>

Service&Support (Manuals, Certificates, Characteristics, FAQs,...)

<http://support.automation.siemens.com/WW/view/en/3RH2122-1AB00/all>

Image database (product images, 2D dimension drawings, 3D models, device circuit diagrams, ...)

http://www.automation.siemens.com/bilddb/cax_en.aspx?mlfb=3RH2122-1AB00



last change:

Jul 17, 2012