

FUL, Shock-Safe Fuseholder, 5 x 20 / 6.3 x 32 mm, Slotted Cap



Socket without mounted Cap

Socket with Slotted Cap

Caps must be ordered separately (see accessories)

500 VAC · 4 W/16 A (VDE) · 600 V · 30 A (UL/CSA)



Description

- Fuseholder for 600 VAC applications
- Fuseholder with high rated power acceptance
- Screw type fuse carrier

Unique Selling Proposition

- Fuseholder for high performance applications
- High rated power acceptance

Standards

- IEC 60127-6
- UL 4248-1
- CSA 22.2 no. 4248.1

Approvals

- VDE Certificate Number: 127214
- UL File Number: E39328


Applications

- Equipment with three-phase supply (400 VAC)
- Applications with rated current up to 16 A (VDE)

Weblinks

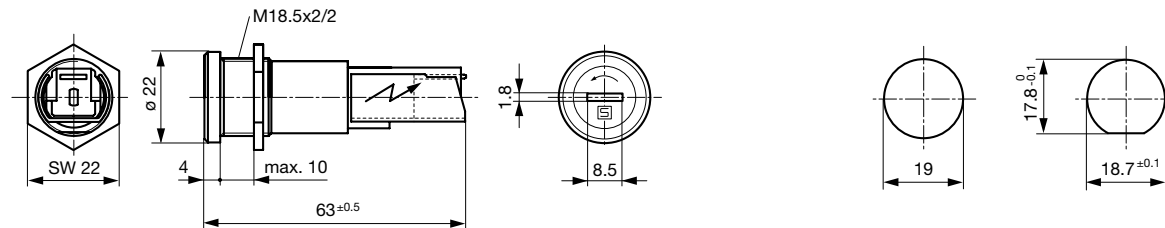
[pdf datasheet](#), [html-datasheet](#), [General Product Information](#), [Packaging details](#), [Approvals](#), [CE declaration of conformity](#), [RoHS](#), [CHINA-RoHS](#), [REACH](#), [Distributor-Stock-Check](#), [Accessories](#), [Detailed request for product](#)

Technical Data

Shock-Safe Category	PC2
Fuse-Link	5 x 20 or 6.3 x 32 mm
Mounting	Panel Mount, Front Side
Attachment	Fixing Nut
Terminal	Solder or Quick-Connect 6.3 x 0.8 mm
Rated Voltage	500VAC (VDE), 600V (UL/CSA)
Rated current	16 A (VDE), 30 A (UL/CSA)
Rated Power Acceptance IEC	4 W / 16 A @ Ta 23 °C Admissible power acceptance at higher ambient temperature see derating curves
Degree of Protection	IP 40 / IP 67
Protection Class	Suitable for appliances with protection class I or II acc. to IEC 61140
Admissible Ambient Air Temp.	-40 °C to 85 °C
Climatic Category	40/085/21 acc. to IEC 60068-1
Material: Socket	Thermoset, black, UL 94V-0
Material: Terminals	Tin-Plated Copper
Unit Weight	18 g
Storage Conditions	0 °C to 60 °C, max. 70% r.h.
Product Marking	 Type, Rated Voltage, Power Rating, Rated current, Approvals

Soldering Methods	Iron Soldering Profile
Solderability	350 °C / 3 sec acc. to IEC 60068-2-20, Test Ta, method 2
Resistance to Soldering Heat	350 °C / 10 sec acc. to IEC 60068-2-20
Contact Resistance	≤ 10 mΩ at 20 mV acc. to IEC 60127-6
Dielectric Strength	> 3 kV between Life parts (50 Hz; 1 min)
Impulse Withstand Voltage	> 4 kV between Life parts
Insulation Resistance	≥ 10 MΩ between Life parts (500 VDC; 1 min)
Overvoltage Category	III acc. to IEC 60664-1
Pollution Degree	3 acc. to IEC 60664-1
Resistance to Vibration	acc. to IEC 60068-2-6, test Fc
Admissible Torque on Fixing Nut	max 1.2 Nm
Plattendicke	max 10 mm

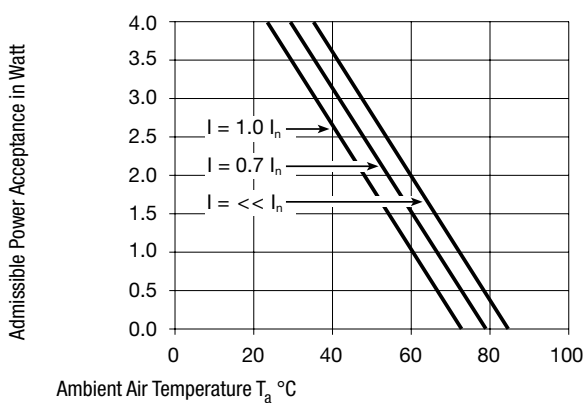
Dimension



Variant 0031.2307 and 0031.2308

Mounting holes

Derating Curves



All Variants

Holder	Cap	Fuse-Link	Terminal	Degree of Protection	Order Number
●	-	5 x 20 or 6.3 x 32mm	Solder	IP 40	0031.2307
●	-	5 x 20 or 6.3 x 32mm	Quick-Connect 6.3	IP 40	0031.2308
●	-	5 x 20 or 6.3 x 32mm	Solder	IP 67	0031.2303
●	-	5 x 20 or 6.3 x 32mm	Quick-Connect 6.3	IP 67	0031.2304

Most Popular.

Availability for all products can be searched real-time: <http://www.schurter.com/Stock-Check/Stock-Check-SCHURTER>

Packaging Unit

Bulk (25 pcs.)

Required Accessory

Description



Caps to FUL, FUP, FUA
Caps to Holder FUL, FUP, FUA



Caps to FUL (IP 67)
Caps to Holder FUL (IP 67)



Accessories



Cover FIZ, FUL
Insulation Cover for FIZ, FUL