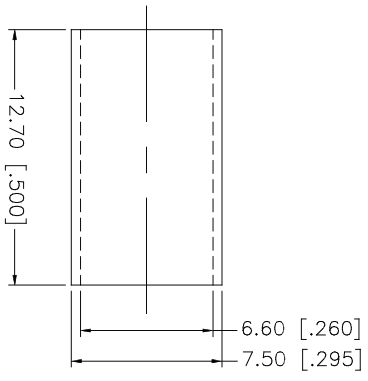
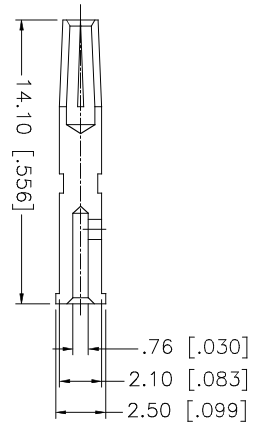
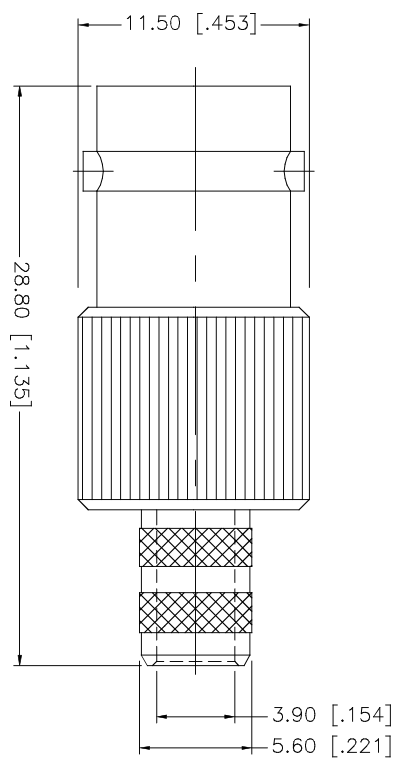
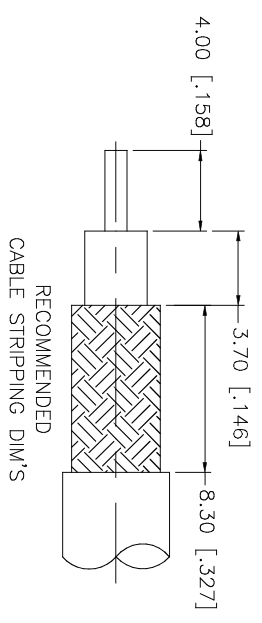


REV.	DATE	DESCRIPTION
NC	05/01/04	INITIAL RELEASE
A	08/15/06	REVISE NOTE: 1 - HEX CRIMP SIZE .255"



NOTE:
 1. CRIMPED FERRULE
 HEX CRIMP SIZE .255"
 2. CRIMPED CONTACT PIN
 HEX CRIMP SIZE .068"

QTY	DESCRIPTION	MATERIAL	FINISH	UNLESS OTHERWISE SPECIFIED DIMENSIONS ARE IN MILLIMETERS. DIMENSIONS IN [] ARE IN INCHES AND FOR CUSTOMER REFERENCE ONLY.	UNLESS OTHERWISE SPECIFIED TOLERANCES FOR MILLIMETERS ARE:	UNLESS OTHERWISE SPECIFIED TOLERANCES FOR INCHES ARE:	APPROVALS	DATE	PART DESCRIPTION	DWG. NO.	REV.	SIZE	SCALE
1	HOUSING/BODY	BRASS	NICKEL	1	30 - 120mm ± 0.50mm	1.180 - 4.724 = ± 0.020"			BNC CRIMP JACK	112147.DWG	A	A	NA
1	FERRULE	COPPER	NICKEL	1	0.5 - 8mm ± 0.20mm	.020 - .315 = ± 0.007"			(FOR RG-59/U CABLE) 75 ohms	112147			
1	CONTACT PIN	PHOS. BRONZE	GOLD	1	8 - 30mm ± 0.40mm	.315 - 1.180 = ± 0.015"							
1	INSULATOR	TEFLON	NATURAL	1									
1	DESCRIPTION			1									

Amphenol **Comnex**

BNC CRIMP JACK
 (FOR RG-59/U CABLE) 75 ohms

DO NOT SCALE DRAWING	CAD FILE	C:/112/112147.DWG
DO NOT SCALE DRAWING	DO NOT SCALE DRAWING	DO NOT SCALE DRAWING