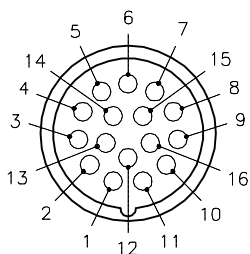
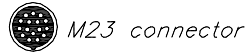
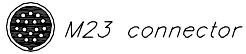
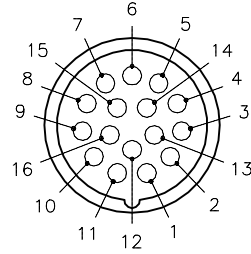


MALE END VIEW

FEMALE END VIEW

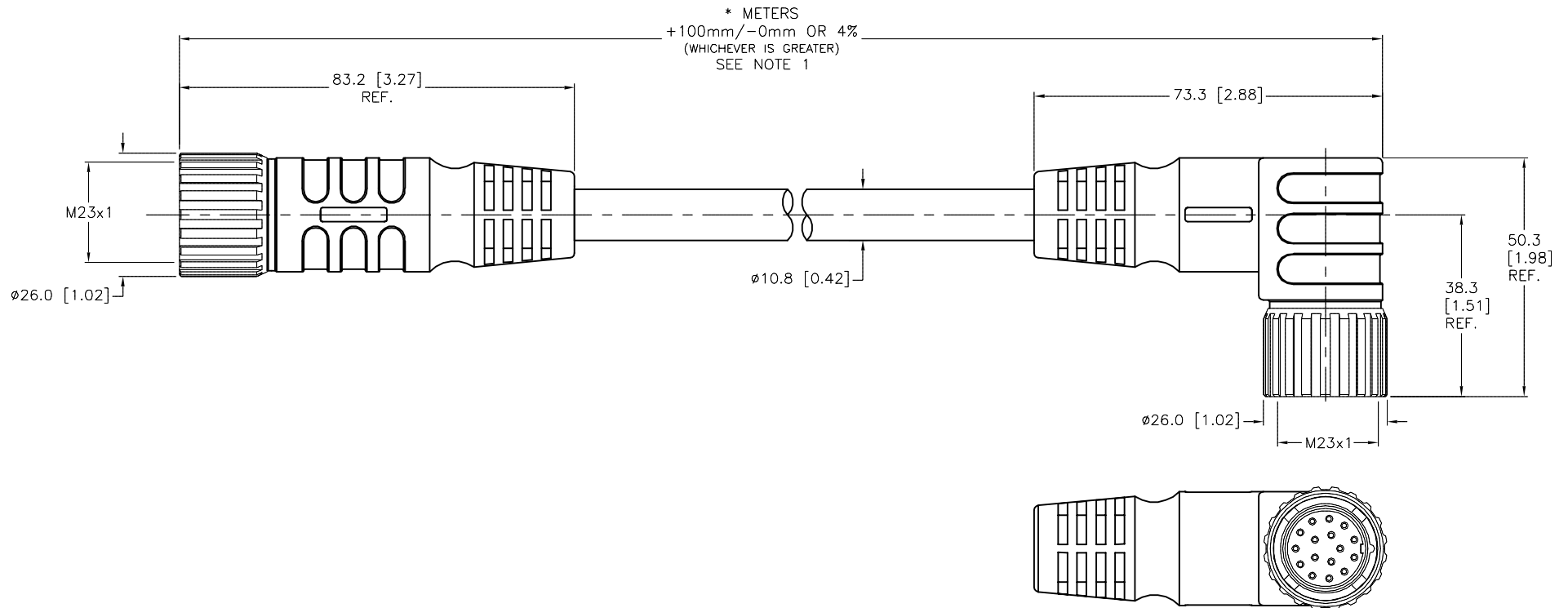


- 1 = BROWN
- 2 = N/C
- 3 = BLUE
- 4 = WHITE
- 5 = GREEN/YELLOW
- 6 = ORANGE
- 7 = YELLOW
- 8 = GREY
- 9 = N/C
- 10 = N/C
- 11 = BROWN/WHITE
- 12 = N/C
- 13 = BLUE/WHITE
- 14 = N/C
- 15 = GREEN/WHITE
- 16 = N/C



SPECIFICATIONS

CONTACT CARRIER MATERIAL	NYLON or PBT
MOLDED HEAD MATERIAL/COLOR	TPU/BLACK
CONTACT MATERIAL/PLATING	BRASS/GOLD
COUPLING NUT MATERIAL/PLATING	BRASS/NICKEL
RATED CURRENT [A]	6.0 A
RATED VOLTAGE [V]	150 V
OUTER JACKET MATERIAL/COLOR	PVC/YELLOW
CONDUCTOR INSULATION MATERIAL	PVC
NUMBER OF CONDUCTORS [AWG]	10x18 AWG
DRAIN/SHIELD	20 AWG DRAIN/POLYESTER FOIL SHIELD
TEMPERATURE RANGE	-40°C to +105°C (-40°F to +221°F)
PROTECTION CLASS	IEC IP67



SOURCE DRAWING - FOR REFERENCE ONLY

NOTES:

1. "*" INDICATES CABLE LENGTH IN METERS. CONTACT TURCK TO ORDER SPECIFIC LENGTHS.

RELATED DOCUMENTS 1. 2. 3. 4.	3RD ANGLE PROJECTION 	THIS DRAWING IS CONFIDENTIAL AND THE PROPERTY OF TURCK INC. USE OF THIS DOCUMENT WITHOUT WRITTEN PERMISSION IS PROHIBITED.		3000 CAMPUS DRIVE MINNEAPOLIS, MN 55441 1-800-544-7769 (763) 553-7300 (763) 553-0708 fax turck.com	
	MATERIAL SEE SPECIFICATIONS	DRFT RDS APVD	DATE 01/18/06 SCALE 1=1.3	DESCRIPTION CSAM CKAWM 16-10-*	
FINISH SEE SPECIFICATIONS	UNIT OF MEASUREMENT MILLIMETER [INCH]	CONTACT TURCK FOR MORE INFORMATION		IDENTIFICATION NO.	REV D
D DRAWING PROCESSED AS PART OF ECO 37631 BY KMY DATE 06/25/12 ECO NO. 37631		DO NOT SCALE THIS DRAWING		FILE: 777009180	SHEET 1 OF 1