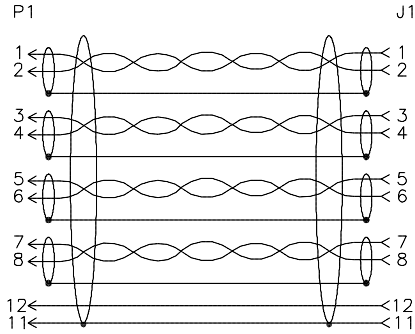
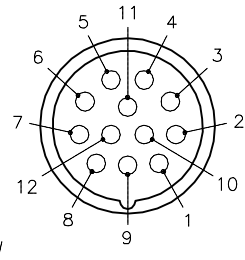
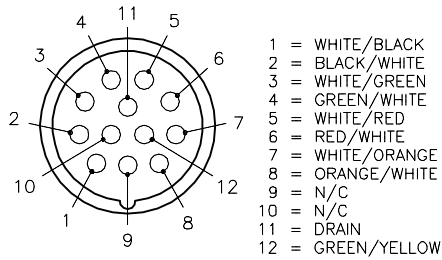


MALE END VIEW

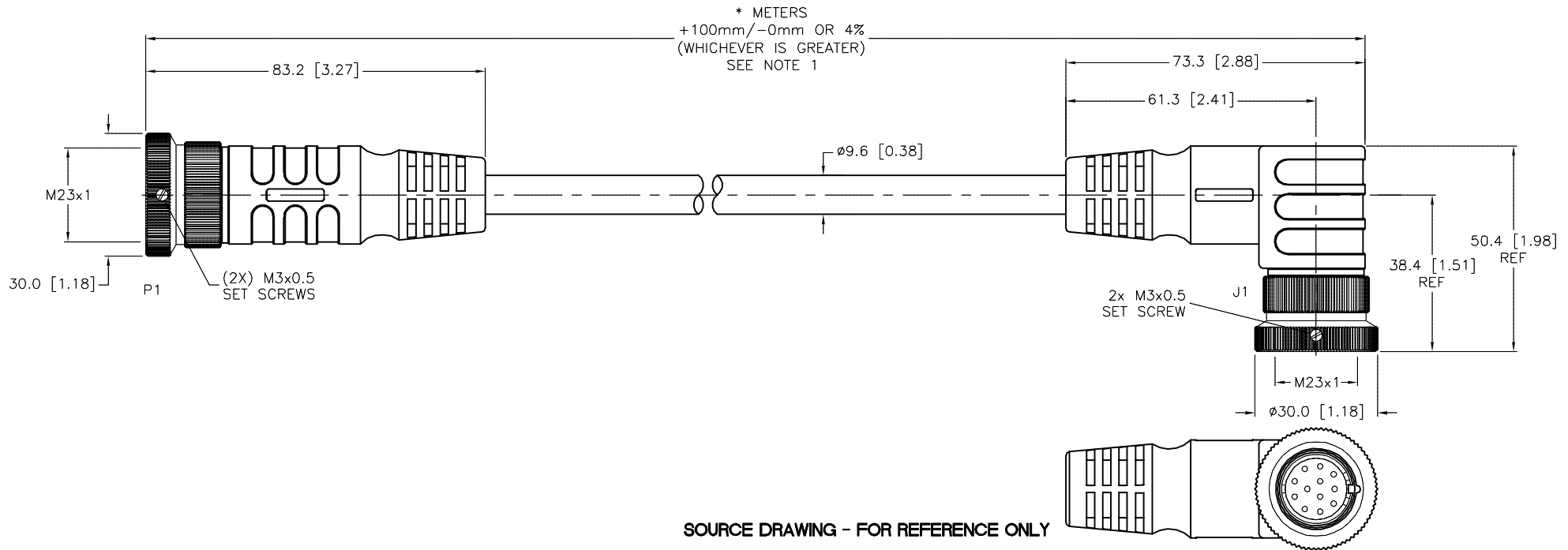
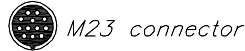
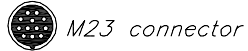
FEMALE END VIEW

WIRING DIAGRAM

SPECIFICATIONS



CONTACT CARRIER MATERIAL/COLOR	NYLON or PBT/GRAY
MOLDED HEAD MATERIAL/COLOR	TPU/BLACK
CONTACT MATERIAL/PLATING	BRASS/GOLD
COUPLING NUT MATERIAL/FINISH	STAINLESS STEEL/PASSIVATED
RATED CURRENT [A]	3.0 A
RATED VOLTAGE [V]	150 V
OUTER JACKET MATERIAL/COLOR	PVC/BLACK
CONDUCTOR INSULATION MATERIAL	PVC/NYLON
NUMBER OF CONDUCTORS [AWG]	8x22 AWG, 1x18 AWG GROUND
DRAIN/SHIELD	5x22 AWG DRAINS/ALUMINUM MYLAR SHIELDED
CONDUCTOR ARRANGEMENT	4 SHIELDED TWISTED PAIR W/DRAIN, 1 GND, 1 DRAIN
TEMPERATURE RANGE	-40°C to +105°C (-40°F to +221°F)
PROTECTION CLASS	IEC IP67
CABLE RATINGS	UL: ITC-ER, Direct Burial/PLTC/AWM, 105C, 300V CSA: CMX-OUTDOOR-CMG/AWM, 105C, 300V



SOURCE DRAWING - FOR REFERENCE ONLY

NOTES:

1. "*" INDICATES CABLE LENGTH IN METERS. CONTACT TURCK TO ORDER SPECIFIC LENGTHS.

RELATED DOCUMENTS 1. 2. 3. 4.	3RD ANGLE PROJECTION 	THIS DRAWING IS CONFIDENTIAL AND THE PROPERTY OF TURCK INC. USE OF THIS DOCUMENT WITHOUT WRITTEN PERMISSION IS PROHIBITED.		TURCK INC High Technology Sensors and Automation Controls 3000 CAMPUS DRIVE MINNEAPOLIS, MN 55441 1-800-544-7769 (763) 553-7300 (763) 553-0708 fax turck.com	
	MATERIAL SEE SPECIFICATIONS	DRFT RDS APVD	DATE 07/30/08 SCALE 1=1.5	DESCRIPTION P-CSMT CKWMT 12-483-*	
FINISH SEE SPECIFICATIONS	ALL DIMENSIONS DISPLAYED ON THIS DRAWING ARE FOR REFERENCE ONLY CONTACT TURCK FOR MORE INFORMATION	UNIT OF MEASUREMENT MILLIMETER [INCH]		IDENTIFICATION NO.	REV D
D UPDATE CONDUCTOR INSULATION SPEC PER ECO	TR 06/13/16	55092	DO NOT SCALE THIS DRAWING		FILE: 777022503
REV DESCRIPTION	BY DATE ECO NO.			SHEET 1 OF 1	