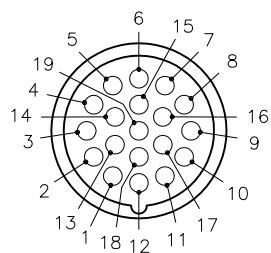
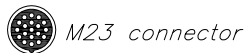


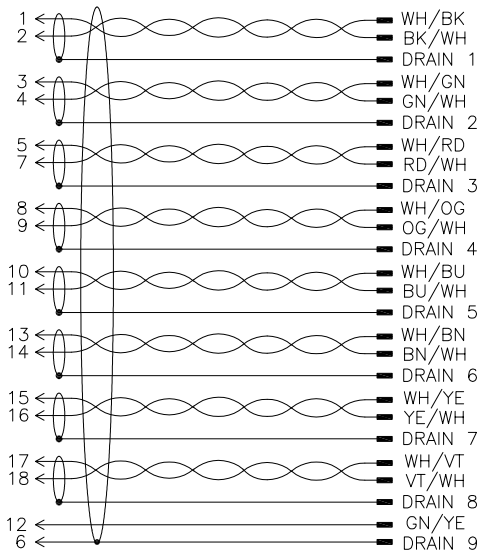
MALE END VIEW



- 1 = WHITE/BLACK
- 2 = BLACK/WHITE
- 3 = WHITE/GREEN
- 4 = GREEN/WHITE
- 5 = WHITE/RED
- 6 = DRAIN
- 7 = RED/WHITE
- 8 = WHITE/ORANGE
- 9 = ORANGE/WHITE
- 10 = WHITE/BLUE
- 11 = BLUE/WHITE
- 12 = GREEN/YELLOW
- 13 = WHITE/BROWN
- 14 = BROWN/WHITE
- 15 = WHITE/YELLOW
- 16 = YELLOW/WHITE
- 17 = WHITE/VIOLET
- 18 = VIOLET/WHITE
- 19 = N/C

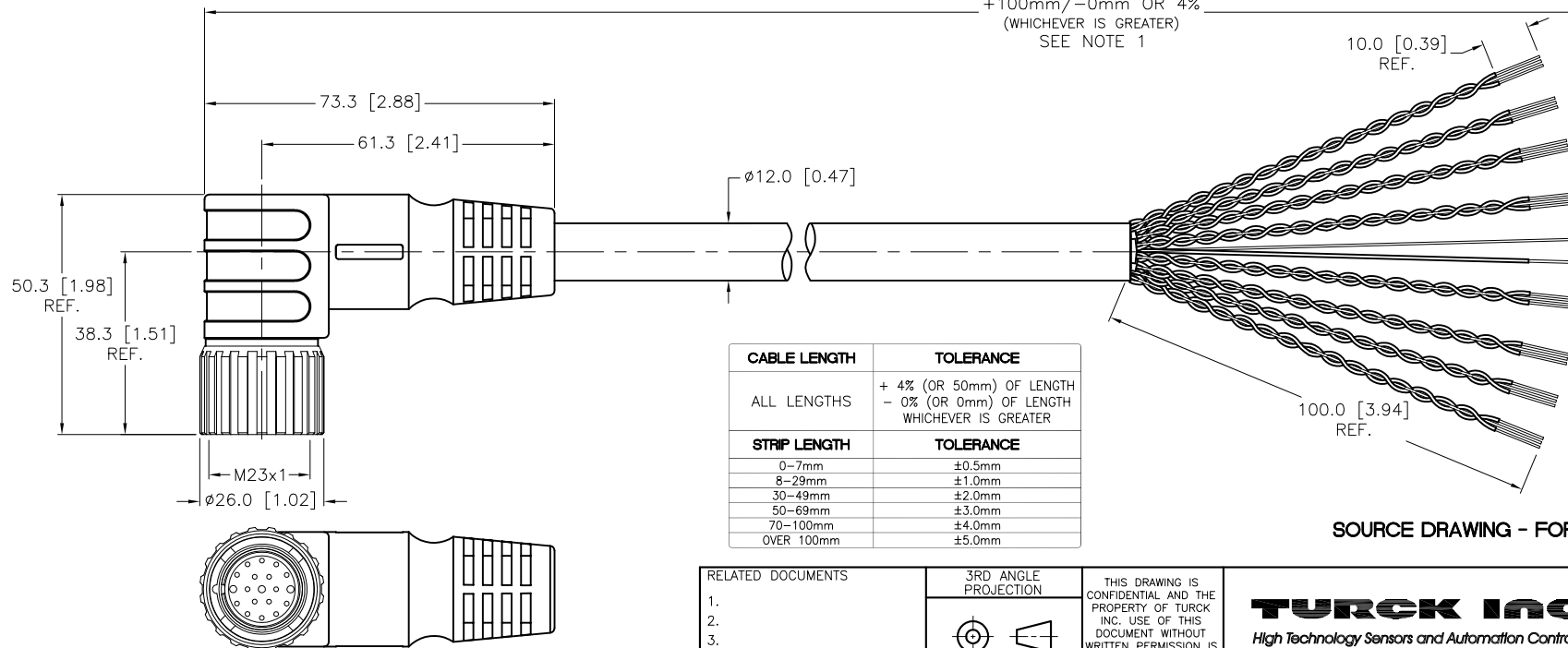


WIRING DIAGRAM



SPECIFICATIONS

CONTACT CARRIER MATERIAL	NYLON or PBT
MOLDED HEAD MATERIAL/COLOR	TPU/BLACK
CONTACT MATERIAL/PLATING	BRASS/GOLD
COUPLING NUT MATERIAL/PLATING	BRASS/NICKEL
RATED CURRENT [A]	9.0 A (PINS 12), 2.0 A (ALL OTHERS)
RATED VOLTAGE [V]	150 V
OUTER JACKET MATERIAL/COLOR	PVC/PLUM
CONDUCTOR INSULATION MATERIAL	PVC
NUMBER OF CONDUCTORS [AWG]	16x22 AWG, 1x18 AWG GROUND
DRAIN/SHIELD	9x22 AWG DRAINS/ALUMINUM FOIL SHIELDED
CONDUCTOR ARRANGEMENT	8 SHIELDED TWISTED PAIR W/DRAIN, 1 GND, 1 DRAIN
TEMPERATURE RANGE	-40°C to +105°C (-40°F to +221°F)
PROTECTION CLASS	IEC IP67
CABLE RATINGS	UL: ITC/PLTC/AWM, 105C, 300V CSA: CMX-Outdoor-CMG/AWM, 105C, 300V



SOURCE DRAWING - FOR REFERENCE ONLY

NOTES:

1. "*" INDICATES CABLE LENGTH IN METERS. CONTACT TURCK TO ORDER SPECIFIC LENGTHS.

RELATED DOCUMENTS 1. 2. 3. 4.	3RD ANGLE PROJECTION 	THIS DRAWING IS CONFIDENTIAL AND THE PROPERTY OF TURCK INC. USE OF THIS DOCUMENT WITHOUT WRITTEN PERMISSION IS PROHIBITED.		3000 CAMPUS DRIVE MINNEAPOLIS, MN 55441 1-800-544-7769 (763) 553-7300 (763) 553-0708 fax turck.com	
		DRFT	JB	DATE	12/05/02
MATERIAL SEE SPECIFICATIONS	ALL DIMENSIONS DISPLAYED ON THIS DRAWING ARE FOR REFERENCE ONLY	APVD		SCALE	1=1.5
FINISH SEE SPECIFICATIONS		CONTACT TURCK FOR MORE INFORMATION	UNIT OF MEASUREMENT MILLIMETER [INCH]		IDENTIFICATION NO.
DO NOT SCALE THIS DRAWING		FILE: 777001423		SHEET 1 OF 1	

F	DRAWING PROCESSED AS PART OF ECO 39332	KMY	07/10/12	39332
REV	DESCRIPTION	BY	DATE	ECO NO.