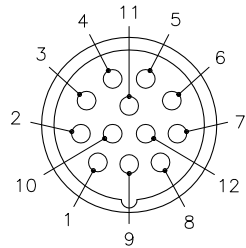
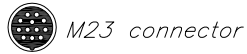
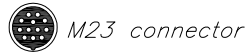
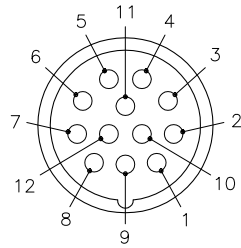


MALE END VIEW (P1)

FEMALE END VIEW (J1)

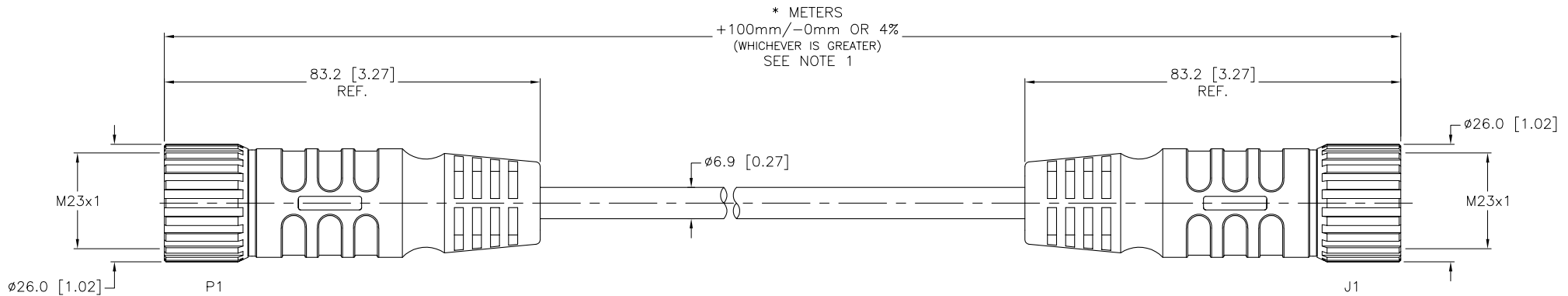


- 1 = BROWN
- 2 = WHITE
- 3 = BLACK
- 4 = GREEN
- 5 = RED
- 6 = ORANGE
- 7 = BLUE
- 8 = YELLOW
- 9 = VIOLET
- 10 = N/C
- 11 = N/C
- 12 = N/C



SPECIFICATIONS

CONTACT CARRIER MATERIAL/COLOR	NYLON or PBT/GREY
MOLDED HEAD MATERIAL/COLOR	TPU/BLACK
CONTACT MATERIAL/PLATING	BRASS/GOLD
COUPLING NUT MATERIAL/PLATING	BRASS/NICKEL
RATED CURRENT [A]	3.0 A MAX
RATED VOLTAGE [V]	300 V
OUTER JACKET MATERIAL/COLOR	PVC/BLUE
CONDUCTOR INSULATION MATERIAL	PVC
NUMBER OF CONDUCTORS [AWG]	9x22 AWG
TEMPERATURE RANGE	-40°C to +105°C (-40°F to +221°F)
PROTECTION CLASS	IEC IP67



SOURCE DRAWING - FOR REFERENCE ONLY

NOTES:

- "*" INDICATES CABLE LENGTH IN METERS. CONTACT TURCK TO ORDER SPECIFIC LENGTHS.

RELATED DOCUMENTS 1. 2. 3. 4.	3RD ANGLE PROJECTION 	THIS DRAWING IS PROPERTY OF TURCK INC. USE OF THIS DOCUMENT WITHOUT WRITTEN PERMISSION IS PROHIBITED.		3000 CAMPUS DRIVE MINNEAPOLIS, MN 55441 1-800-544-7769 (763) 553-7300 (763) 553-0708 fax turck.com		
	MATERIAL SEE SPECIFICATIONS	ALL DIMENSIONS DISPLAYED ON THIS DRAWING ARE FOR REFERENCE ONLY	DRFT RDS	DATE 01/19/10	DESCRIPTION CSNM CKNM 12-9-*	
			DSGN	SCALE NONE		
	FINISH SEE SPECIFICATIONS	CONTACT TURCK FOR MORE INFORMATION	UNIT OF MEASUREMENT MILLIMETER [INCH]		IDENTIFICATION NO.	REV B
DO NOT SCALE THIS DRAWING		FILE: 777008907		SHEET 1 OF 1		

B	DRAWING PROCESSED AS PART OF ECO 33971	CBM	04/06/11	33971
REV	DESCRIPTION	BY	DATE	ECO NO.