

**Scatola tipo B**  
 4 fori sul fondo per il fissaggio  
 Type B enclosure  
 4 fixing holes on the bottom

**Scatola tipo A**  
 2 fori in diagonale sul fondo per il fissaggio  
 Type A enclosure  
 2 diagonal fixing holes on the bottom

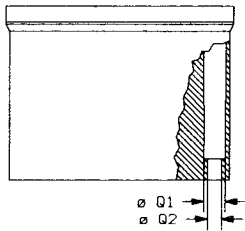
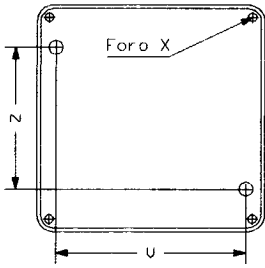
\* Misura utile (ridotta per forma conica) reduced size for conical shape

Codice	*A	*B	H	*C	*D	*E	*F	I	L	M	N	P	S	Scat. tipo	N° viti KC	N° viti KT
• G85.54	87	87	61	80	80	48	49,5	54,5	91	91	59	38	9	A	4 M5	1 M5
• G100.54	102	102	61	95	95	63	64,5	55	106	106	74	38	9	A	4 M5	1 M5
• G100.74	102	102	81	95	95	63	64,5	75	106	106	74	58	9	A	4 M5	1 M5
• G120.54	122	75	61	115	68	83	38	54,5	126	78,5	94	38	9	B	4 M5	1 M5
• G120.68	122	75	75	115	68	83	38	68,5	126	78,5	94	52	9	B	4 M5	1 M5
• G200.54	202	102	61	195	95	164	56,5	55	206	106	174	38	9	B	4 M5	1 M5
• G200.74	202	102	81	195	95	164	56,5	75	206	106	174	57,5	9	B	4 M5	1 M5
• G250.54	252	87	61	245	80	213,5	50	54,5	256	91	224	38	9	B	4 M5	1 M5
• G250.68	252	87	75	245	80	213,5	50	69	256	91	224	51,5	9	B	4 M5	1 M5
• G260.68	262	127	75	255	120	224	81,5	69	266	131	234	51,5	9	B	4 M5	1 M5
• G260.84	262	127	91	255	120	224	81,5	85	266	131	234	67,5	9	B	4 M5	1 M5

• di prossima produzione available in the near future

# Serie **GAIN**

# GAIN line


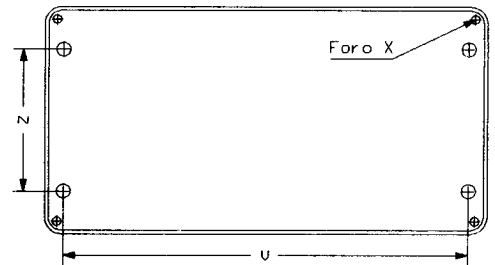


Codice	Dim. fissaggio int. Internal fixing size			
	Tipo	V	Z	Q1 - Q2
• G85.54	A	72	58	10 - 6
• G100.54	A	88	72	10 - 6
G100.74	A	88	72	10 - 6
G120.54	B	108	45	10 - 6
G120.68	B	108	45	10 - 6
• G200.54	B	188	72	10 - 6
G200.74	B	188	72	10 - 6
G250.54	B	238	57	10 - 6
G250.68	B	238	57	10 - 6
• G260.68	B	248	97	10 - 6
• G260.84	B	248	97	10 - 6

• di prossima produzione available in the near future

X = Foro per la vite di aggancio del supporto di fissaggio esterno (vedi cod. SF6H8).

Hole for the coupling screw of the external fixing support (see code SF6H8).



## Scatola tipo A

2 fori in diagonale sul fondo per il fissaggio

Type A enclosure

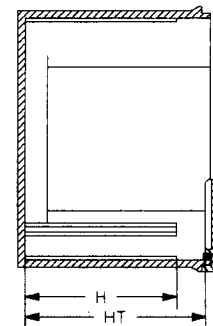
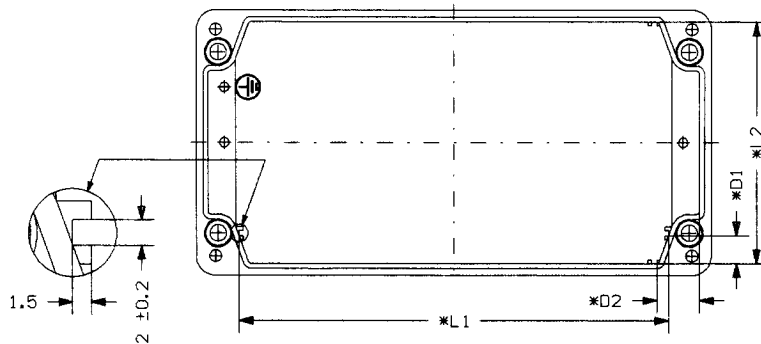
2 diagonal fixing holes on the bottom

## Scatola tipo B

4 fori sul fondo per il fissaggio

Type B enclosure

4 fixing holes on the bottom



\* Misura utile (ridotta per forma conica) reduced size for conical shape

Codice	Dimensioni schede Board size				H	HT
	*L1	*D1	*L2	*D2		
• G85.54	67,5	10			40,5	53,5
• G100.54	82,5	10			40	53,5
G100.74	82,5	10			60	73,5
G120.54	102,5	10			40	53,5
G120.68	102,5	10			54	67,5
• G200.54	171	10	95	16	40	53,5
G200.74	171	10	95	16	60	73,5
G250.54	232,5	10	80	16	40	53,5
G250.68	232,5	10	80	16	54	67,5
• G260.68	231	10	120	16	54	67,5
• G260.84	231	10	120	16	70	83,5

• di prossima produzione available in the near future

