



SIRIUS POSITION SWITCH W. INCREASED CORROSION PROT. PLASTIC HOUSING ACC. TO EN50047, 31MM DEVICE CONNECTION 1X(M20X1.5); 1NO/1NC SNAP-ACTION CONTACTS (REPLACEABLE) TEFLON PLUNGER

Manufacturer article number		
<ul style="list-style-type: none"> of the basic unit included in the scope of supply 		3SE5232-0CC05-1CA0

General technical data:		
Product designation		standard position switch
Product feature		increased corrosion protection
Explosion protection category for dust		none
Insulation voltage		
<ul style="list-style-type: none"> rated value 	V	400
Degree of pollution		class 3
Thermal current	A	6
Operating current		
<ul style="list-style-type: none"> at AC-15 <ul style="list-style-type: none"> at 24 V / rated value at 125 V / rated value at 230 V / rated value at 400 V / rated value at DC-13 <ul style="list-style-type: none"> at 24 V / rated value at 125 V / rated value at 230 V / rated value 	A	6
	A	6
	A	6
	A	4
	A	3
	A	0.55
	A	0.27

• at 400 V / rated value	A	0.1
Continuous current		
• of the slow DIAZED fuse link	A	6
• of the quick DIAZED fuse link	A	10
• of the C characteristic circuit breaker	A	2
Mechanical operating cycles as operating time		
• typical		15,000,000
Electrical operating cycles as operating time		
• with contactor 3RH11, 3RT1016, 3RT1017, 3RT1024, 3RT1025, 3RT1026 / typical		10,000,000
• at AC-15 / at 230 V / typical		100,000
Electrical operating cycles in one hour		
• with contactor 3RH11, 3RT1016, 3RT1017, 3RT1024, 3RT1025, 3RT1026		6,000
Repeat accuracy	mm	0.05
Design of the contact element		snap-action contacts
Number of NC contacts		
• for auxiliary contacts		1
Design of the switching function		positive opening
Number of NO contacts		
• for auxiliary contacts		1
Resistance against vibration		0.35 mm / 5g
Resistance against shock		30g / 11 ms
Ambient temperature		
• during operating	°C	-25 ... +85
• during storage	°C	-40 ... +90
Product specification		
• for dimensions		EN 50047
Width of the sensor	mm	31
Material		
• of the enclosure		plastic
Material / of the enclosure / of the switch head		plastic
Design of the operating mechanism		teflon plunger
Actuating speed	mm/s / m/s	0.1 ... 1.5
Minimum actuating force / in activation direction	N	20
Protection class IP		IP65
mounting position		any
Cable gland version		1x (M20 x 1.5)
Design of the electrical connection		screw-type terminals
Reference code		

- according to DIN 40719 extended according to IEC 204-2
- according to DIN EN 61346-2

	S
	B

Certificates/ approvals:

General Product Approval				Declaration of Conformity	Test Certificates
 CCC	 CSA		 UL	 EG-Konf.	Special Test Certificate
other					

[Confirmation](#)

Further information:

Information- and Downloadcenter (Catalogs, Brochures,...)

<http://www.siemens.com/industrial-controls/catalogs>

Industry Mall (Online ordering system)

<http://www.siemens.com/industrial-controls/mall>

Cax online generator


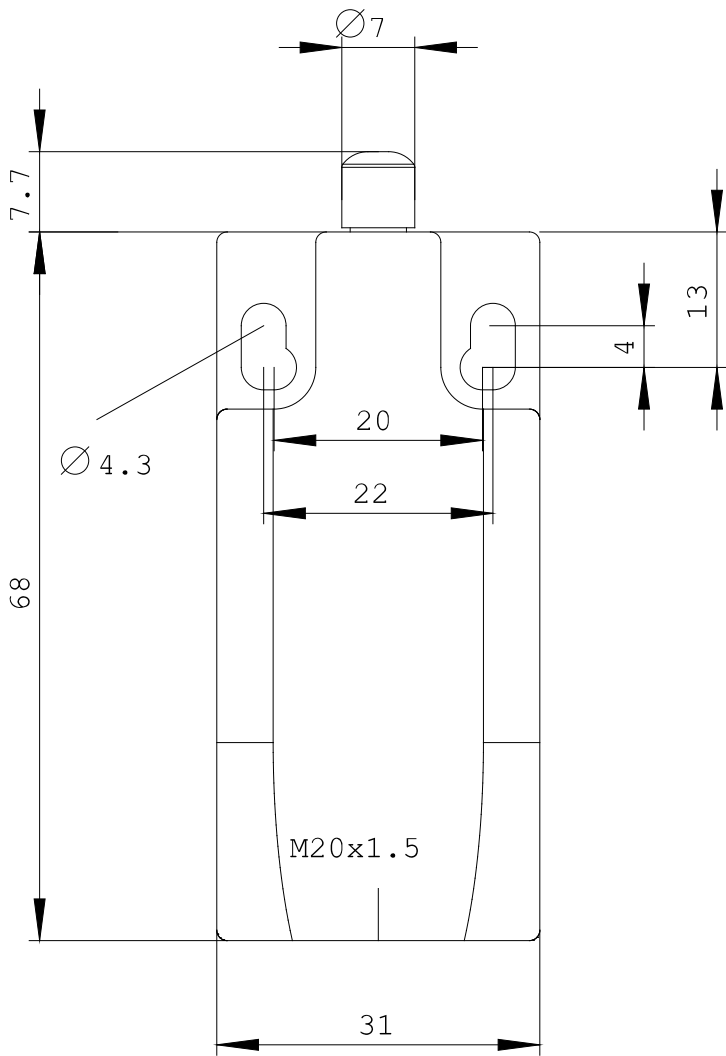
<http://www.siemens.com/cax>

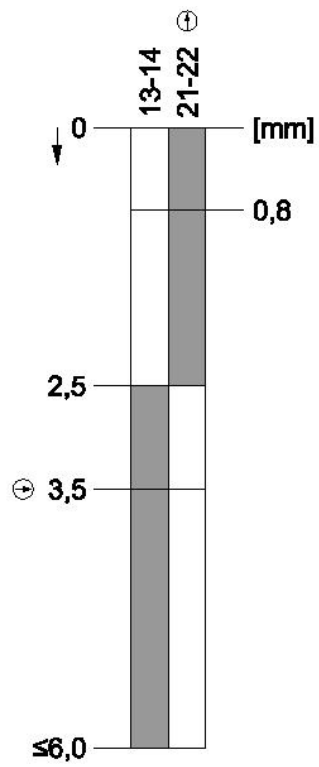
Service&Support (Manuals, Certificates, Characteristics, FAQs,...)

<http://support.automation.siemens.com/WW/view/en/3SE5232-0CC05-1CA0/all>

Image database (product images, 2D dimension drawings, 3D models, device circuit diagrams, ...)

http://www.automation.siemens.com/bilddb/cax_en.aspx?mlfb=3SE5232-0CC05-1CA0





last change:

Apr 21, 2014