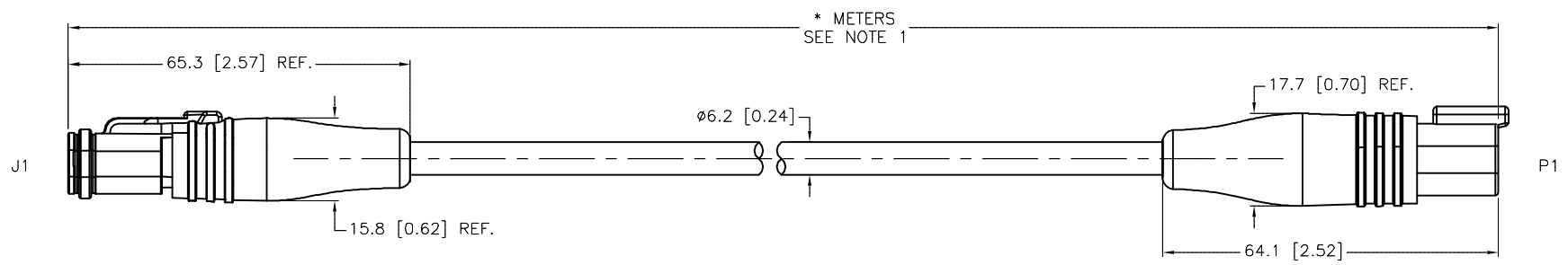
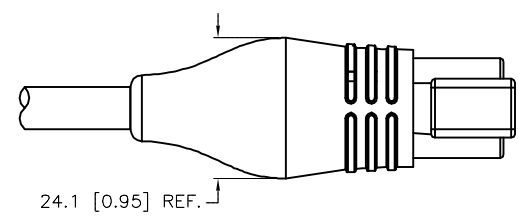
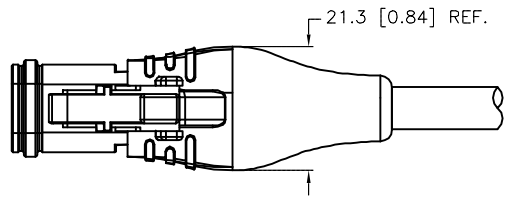


SPECIFICATIONS	
DEUTSCH CONNECTOR (J1)	DT06-2S-CE04
DEUTSCH WEDGELOCK (J1)	W2S
DEUTSCH TERMINALS (J1)	0462-201-16141
DEUTSCH CONNECTOR (P1)	DT04-2P-C015
DEUTSCH WEDGE LOCK (P1)	W2P
DEUTSCH TERMINALS (P1)	0460-202-16141
MOLDED HEAD MATERIAL/COLOR	TPU/BLACK
OUTER JACKET MATERIAL/COLOR	EX60/BLACK
CONDUCTOR INSULATION MATERIAL	XLPE
NUMBER OF CONDUCTORS [AWG]	2x20 AWG
RATED CURRENT	8.0 A
CABLE CONSTRUCTION	TWISTED PAIR MEETING J1939 ELECTRICAL REQUIREMENTS



CABLE LENGTH	TOLERANCE*
ALL LENGTHS	+ 4% (OR 50mm) OF LENGTH - 0% (OR 0mm) OF LENGTH WHICHEVER IS GREATER
STRIP LENGTH	TOLERANCE*
0-7mm	±0.5mm
8-29mm	±1.0mm
30-49mm	±2.0mm
50-69mm	±3.0mm
70-100mm	±4.0mm
OVER 100mm	±5.0mm

* UNLESS OTHERWISE SPECIFIED

SOURCE DRAWING - FOR REFERENCE ONLY

NOTES:
1. "*" INDICATES CABLE LENGTH IN METERS. CONTACT TURCK TO ORDER SPECIFIC LENGTHS.

<p>RELATED DOCUMENTS</p> <ol style="list-style-type: none"> 1. 2. 3. 4. 	<p>3RD ANGLE PROJECTION</p>	<p>THIS DRAWING IS CONFIDENTIAL AND THE PROPERTY OF TURCK INC. USE OF THIS DOCUMENT WITHOUT WRITTEN PERMISSION IS PROHIBITED.</p>	<p>3000 CAMPUS DRIVE MINNEAPOLIS, MN 55441 1-800-544-7769 (763) 553-7300 (763) 553-0708 fax turck.com</p>
<p>MATERIAL</p> <p>SEE SPECIFICATIONS</p>	<p>ALL DIMENSIONS DISPLAYED ON THIS DRAWING ARE FOR REFERENCE ONLY</p>	<p>DRFT TV DATE 08/18/15</p> <p>APVD C.K. SCALE 1=1.3</p>	<p>DESCRIPTION</p> <p>DT06-2S-2322XL-*M-DT04-2P</p>
<p>FINISH</p> <p>SEE SPECIFICATIONS</p>	<p>CONTACT TURCK FOR MORE INFORMATION</p>	<p>UNIT OF MEASUREMENT</p> <p>MILLIMETER [INCH]</p>	<p>IDENTIFICATION NO.</p> <p>REV</p> <p>B</p>
<p>DO NOT SCALE THIS DRAWING</p>		<p>FILE: 777036715</p>	<p>SHEET 1 OF 1</p>

B	UPDATE CABLE JACKET MATERIAL CALLOUT	RDS	06/08/16	55006
REV	DESCRIPTION	BY	DATE	ECO NO.