



MINI-COMBICON Plugs, Pitch 5.08 mm




MC 1,5/...-ST-5,08

Plugs,
plug-in direction parallel to the conductor axis

Pitch 5.08

(IEC) [mm ²]	rigid solid	flexible stranded	AWG	I [A]	U [V]
Connection data	0.14-1.5	0.14-1.5	28-16	8	250
Further technical data see page 216.					




MC 1,5/...-STF-5,08

Plug with screw flange,
plug-in direction parallel to the conductor axis

Pitch 5.08

(IEC) [mm ²]	rigid solid	flexible stranded	AWG	I [A]	U [V]
Connection data	0.14-1.5	0.14-1.5	28-16	8	250
Further technical data see page 216.					

Description	No. of positions	Dim. a [mm]
Plugs with and without screw flange, 5.08 mm pitch, color: green, corresponding headers see page 110	2	5.08
	3	10.16
	4	15.24
	5	20.32
	6	25.40
	7	30.48
	8	35.56
	9	40.64
	10	45.72
	11	50.80
	12	55.88

(1) Screwdriver , blade: 0.4 x 2.5 x 80 mm, length: 160 mm		SZS 0,4 x 2,5	12 05 03 7	10
(2) Marker card , with 14 pcs., 10-section marker strips, white, self-adhesive, for 140 terminal blocks		SK 5,08/2,8 (see page 209)		



Type

MC 1,5/2-ST-5,08
MC 1,5/3-ST-5,08
MC 1,5/4-ST-5,08
MC 1,5/5-ST-5,08
MC 1,5/6-ST-5,08
MC 1,5/7-ST-5,08
MC 1,5/8-ST-5,08
MC 1,5/9-ST-5,08
MC 1,5/10-ST-5,08
MC 1,5/11-ST-5,08
MC 1,5/12-ST-5,08

Order No.

18 36 07 9
18 36 08 2
18 36 09 5
18 36 10 5
18 36 11 8
18 36 12 1
18 36 13 4
18 36 14 7
18 36 15 0
18 36 16 3
18 36 17 6



Type

MC 1,5/2-STF-5,08
MC 1,5/3-STF-5,08
MC 1,5/4-STF-5,08
MC 1,5/5-STF-5,08
MC 1,5/6-STF-5,08
MC 1,5/7-STF-5,08
MC 1,5/8-STF-5,08
MC 1,5/9-STF-5,08
MC 1,5/10-STF-5,08
MC 1,5/11-STF-5,08
MC 1,5/12-STF-5,08

Order No.

18 47 35 6
18 47 36 9
18 47 37 2
18 47 38 5
18 47 39 8
18 47 40 8
18 47 41 1
18 47 42 4
18 47 43 7
18 47 44 0
18 47 45 3

Pcs. Pkt.

50
50
50
50
50
50
50
50
50
50
50

MINI-COMBICON in a 5.08 mm pitch combines the flat construction of the 3.81(3.5) mm MC plug connectors with the higher dielectric strength of the standard COMBICON.

Characteristic are:

- the low height: 11 mm in total, only 8 mm above the printed circuit board,
- the generously dimensioned connection space: 1.5 mm² stranded,
- the 8 A nominal current with 250 V AC.

MC plugs with plug-in direction parallel to the conductor axis and headers with vertical and horizontal plug-in direction are available with 2 to 12 positions.

The coding elements are moulded onto the plug and then simply cut off. On the header part, the COMBICON coding section is simply inserted in the respective slot.

The marker cards SK 5,08/2,8 are used for labelling.

Note:

Only actuate MINI-COMBICON plug connectors when under no load condition. If for operating reasons small loads must be switched, experimental values are available on request.

Corresponding headers see pages 110 to 111.

Articles printed in bold can be delivered at short notice.

Products with black or gray housing available on request.

