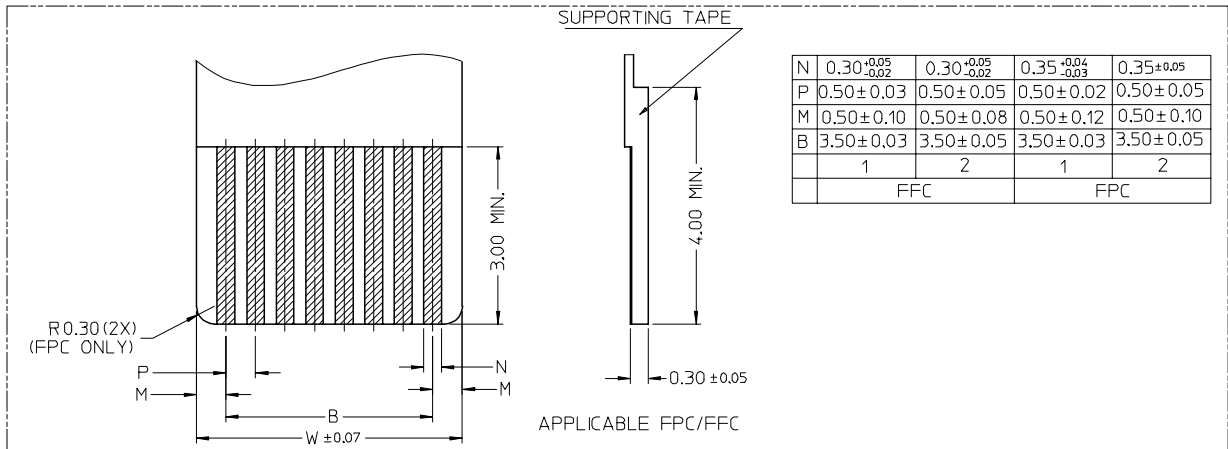
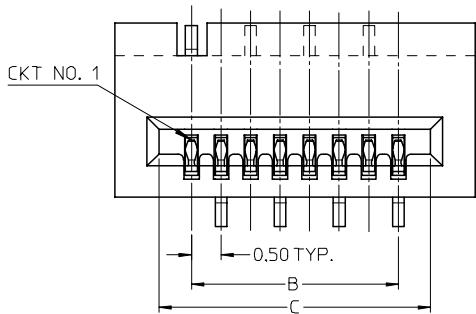
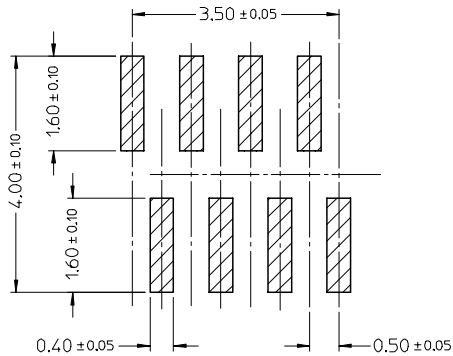
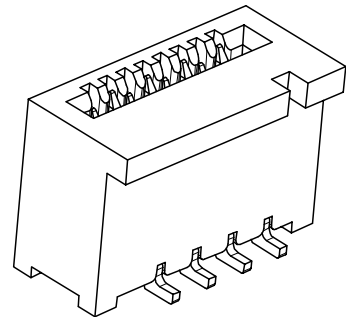
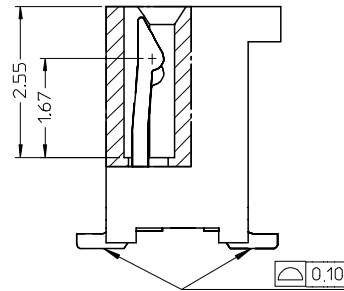
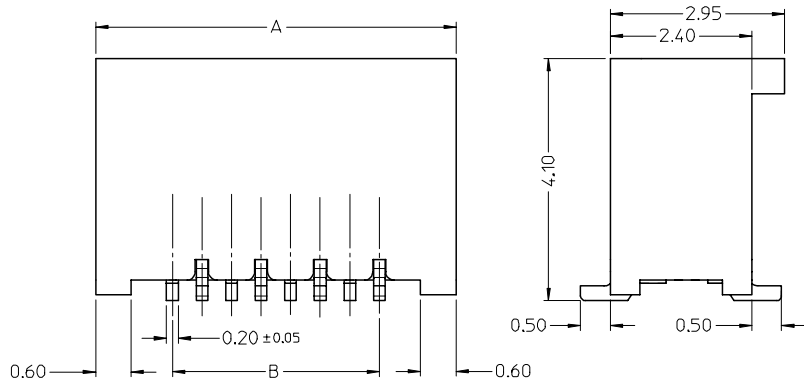


10 9 8 7 6 5 4 3 2 1



N	0.30 <sup>+0.05</sup> <sub>-0.02</sub>	0.30 <sup>+0.05</sup> <sub>-0.02</sub>	0.35 <sup>+0.04</sup> <sub>-0.03</sub>	0.35 <sup>+0.05</sup>
P	0.50±0.03	0.50±0.05	0.50±0.02	0.50±0.05
M	0.50±0.10	0.50±0.08	0.50±0.12	0.50±0.10
B	3.50±0.03	3.50±0.05	3.50±0.03	3.50±0.05
	1	2	1	2
	FFC		FFC	



RECOMMENDED PCB LAYOUT

REVISE	DESCRIPTION
EC NO: SH2006-0667	2006/05/08
DRWN: HHE	2006/05/10
CHKD:	
APPR: JNCHEH	2006/05/11
D	REV

QUALITY SYMBOLS	▽=0
	∇=0

GENERAL TOLERANCES (UNLESS SPECIFIED)	mm	INCH
	4 PLACES ± ---	± ---
	3 PLACES ± ---	± ---
	2 PLACES ± 0.15	± ---
	1 PLACE ± 0.15	± ---
	ANGULAR ± 3 °	
DRAFT WHERE APPLICABLE MUST REMAIN WITHIN DIMENSIONS		

DIMENSION STYLE		SCALE	DESIGN UNITS	THIRD ANGLE PROJECTION
MM ONLY		1:1	METRIC	
DRAWN BY	DATE	TITLE		
RZHANG	2004/02/10	0.5FPC CONN. VERTICAL FOR NON-ZIF SMT -LEAD FREE-		
CHECKED BY	DATE	MOLEX INCORPORATED		
HJYIN	2004/02/10	MATERIAL NO.		
APPROVED BY	DATE	DOCUMENT NO.		
SHUANG	2004/02/10	SD-47104-001		
SIZE		SHEET NO.		
A3		1 OF 2		

THIS DRAWING CONTAINS INFORMATION THAT IS PROPRIETARY TO MOLEX INCORPORATED AND SHOULD NOT BE USED WITHOUT WRITTEN PERMISSION	
---	--

9 8 7 6 5 4 3 2 1

10 9 8 7 6 5 4 3 2 1

X	17.60	16.50	19.10	47104-0348	34
X	17.10	16.00	18.60	47104-0338	33
X	16.60	15.50	18.10	47104-0328	32
X	16.10	15.00	17.60	47104-0318	31
X	15.60	14.50	17.10	47104-0308	30
X	15.10	14.00	16.60	47104-0298	29
X	14.60	13.50	16.10	47104-0288	28
X	14.10	13.00	15.60	47104-0278	27
X	13.60	12.50	15.10	47104-0268	26
X	13.10	12.00	14.60	47104-0258	25
X	12.60	11.50	14.10	47104-0248	24
X	12.10	11.00	13.60	47104-0238	23
X	11.60	10.50	13.10	47104-0228	22
X	11.10	10.00	12.60	47104-0218	21
X	10.60	9.50	12.10	47104-0208	20
R	10.10	9.00	11.60	47104-0198	19
X	9.60	8.50	11.10	47104-0188	18
X	9.10	8.00	10.60	47104-0178	17
X	8.60	7.50	10.10	47104-0168	16
X	8.10	7.00	9.60	47104-0158	15
X	7.60	6.50	9.10	47104-0148	14
X	7.10	6.00	8.60	47104-0138	13
X	6.60	5.50	8.10	47104-0128	12
X	6.10	5.00	7.60	47104-0118	11
X	5.60	4.50	7.10	47104-0108	10
X	5.10	4.00	6.60	47104-0098	9
R	4.60	3.50	6.10	47104-0088	8
X	4.10	3.00	5.60	47104-0078	7
X	3.60	2.50	5.10	47104-0068	6
STATUS	C	B	A	PART NO. (GOLD PLATING)	CKT.



NOTES:

- MATERIAL: HOUSING: 46 NYLON. UL94V-0.  
TERMINAL: PHOSPHOR BRONZE.
- PLATING: HOUSING: NONE.  
TERMINAL: 0.10 MICROMETER MIN. GOLD PLATING OVER NICKEL PLATING OVERALL.(LEAD FREE)
- SPEC REFER TO PS-47104-001 AND PACKAGE REFER TO PK-47104-001.
- THE MARK "R" MEAN THIS PART IS RELEASED. IT MAY BE MANUFACTURED NOW.  
THE MARK "X" MEAN THIS PART IS NOT RELEASED. IT CAN'T BE MANUFACTURED AT PRESENT.

F

E

D

C

B

A

F

E

D

C

B

A

SEE SHEET 1 EC NO: SH2006-0667 DRWN:HHE CHKD: APPR: JNCHEN 2006/05/08 2006/05/10 2006/05/11	QUALITY SYMBOLS ▽=0 ▽=0	GENERAL TOLERANCES (UNLESS SPECIFIED)		DIMENSION STYLE MM ONLY		SCALE 1:1	DESIGN UNITS METRIC	THIRD ANGLE PROJECTION		
						DRAWN BY RZHANG		DATE 2004/02/10		TITLE 0.5FPC CONN. VERTIVCAL FOR NON-ZIF SMT -LEDA FREE-
						CHECKED BY HJYIN		DATE 2004/02/10		
						APPROVED BY SHUANG		DATE 2004/02/10		MOLEX INCORPORATED
		DRAFT WHERE APPLICABLE MUST REMAIN WITHIN DIMENSIONS		SEE CHART		DOCUMENT NO. SD-47104-001		SHEET NO. 2 OF 2		
				SIZE A3		THIS DRAWING CONTAINS INFORMATION THAT IS PROPRIETARY TO MOLEX INCORPORATED AND SHOULD NOT BE USED WITHOUT WRITTEN PERMISSION				

9 8 7 6 5 4 3 2 1