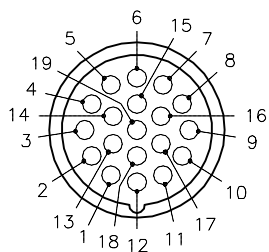
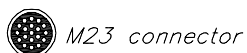
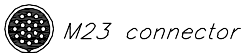
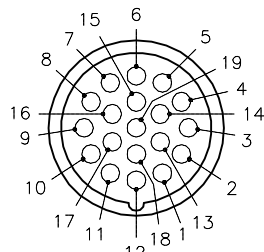


MALE END VIEW

FEMALE END VIEW

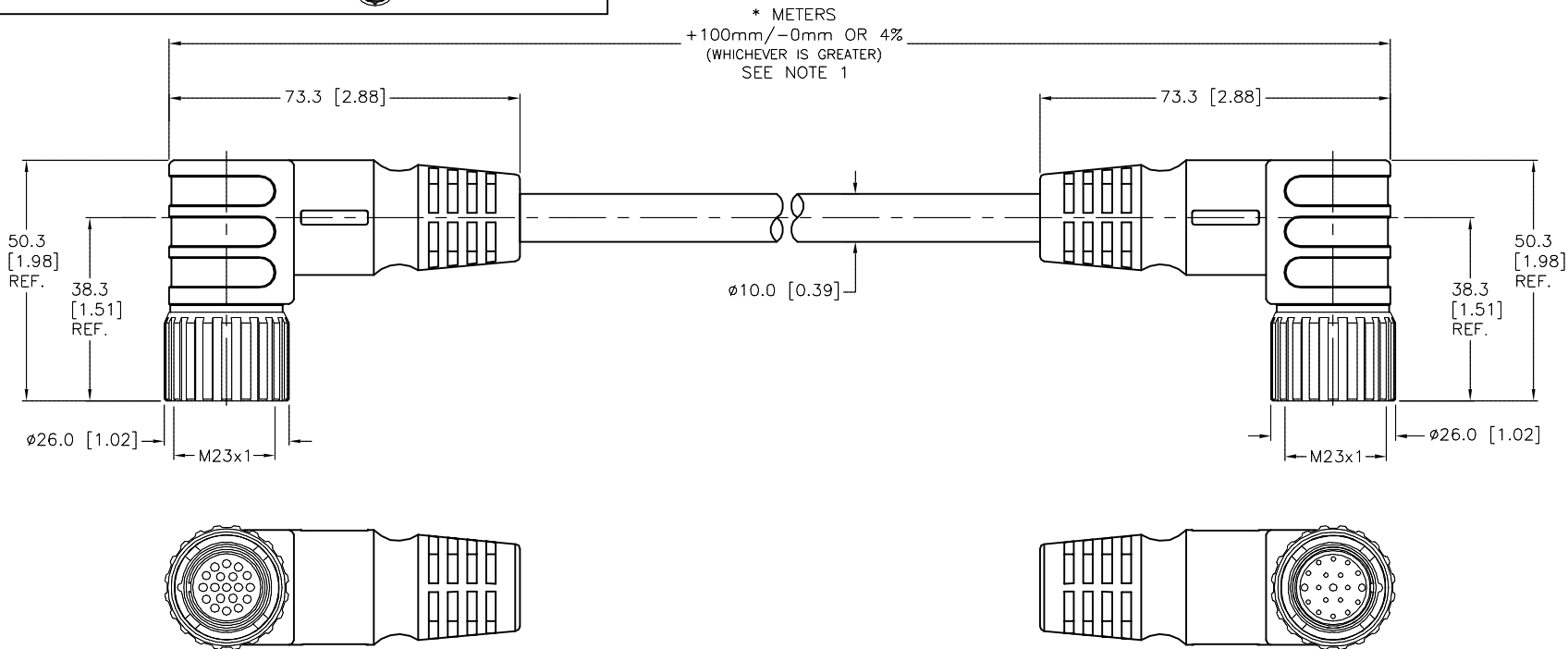


- 1 = VIOLET
- 2 = RED
- 3 = GREY
- 4 = RED/BLUE
- 5 = GREEN
- 6 = BLUE
- 7 = GREY/PINK
- 8 = WHITE/GREEN
- 9 = WHITE/YELLOW
- 10 = WHITE/GREY
- 11 = BLACK
- 12 = GREEN/YELLOW
- 13 = YELLOW/BROWN
- 14 = BROWN/GREEN
- 15 = WHITE
- 16 = YELLOW
- 17 = PINK
- 18 = GREY/BROWN
- 19 = BROWN



SPECIFICATIONS

CONTACT CARRIER MATERIAL	NYLON or PBT
MOLDED HEAD MATERIAL/COLOR	TPU/BLACK
CONTACT MATERIAL/PLATING	BRASS/GOLD
COUPLING NUT MATERIAL/FINISH	STAINLESS STEEL/PASSIVATED
RATED CURRENT [A]	9.0 A (PINS 6,12,19), 2.0 A (ALL OTHERS)
RATED VOLTAGE [V]	150 V
OUTER JACKET MATERIAL/COLOR	TPU/YELLOW
CONDUCTOR INSULATION MATERIAL	PVC
NUMBER OF CONDUCTORS [AWG]	3x18 AWG/16x22 AWG
DRAIN/SHIELD	20 AWG DRAIN/ POLYESTER FOIL SHIELD
TEMPERATURE RANGE	-40°C to +90°C (-40°F to +194°F)
PROTECTION CLASS	IEC IP67



NOTES:

- "*" INDICATES CABLE LENGTH IN METERS. CONTACT TURCK TO ORDER SPECIFIC LENGTHS.
- "/S90" DESIGNATES POLYURETHANE (TPU) CABLE.

SOURCE DRAWING - FOR REFERENCE ONLY

RELATED DOCUMENTS 1. 2. 3. 4.	3RD ANGLE PROJECTION 	THIS DRAWING IS CONFIDENTIAL AND THE PROPERTY OF TURCK INC. USE OF THIS DOCUMENT WITHOUT WRITTEN PERMISSION IS PROHIBITED.		3000 CAMPUS DRIVE MINNEAPOLIS, MN 55441 1-800-544-7769 (763) 553-7300 (763) 553-0708 fax turck.com		
		DRFT	RWC	DATE	12/28/09	DESCRIPTION CSWMV CKWMV 19-19-*/S90
MATERIAL SEE SPECIFICATIONS	ALL DIMENSIONS DISPLAYED ON THIS DRAWING ARE FOR REFERENCE ONLY	APVD		SCALE	1=1.5	
FINISH SEE SPECIFICATIONS		CONTACT TURCK FOR MORE INFORMATION	UNIT OF MEASUREMENT MILLIMETER [INCH]		IDENTIFICATION NO.	REV E
E	UPDATE CABLE DIAMETER & TEMP SPECIFICATION	KMY	03/06/14	44461		
REV	DESCRIPTION	BY	DATE	ECO NO.	DO NOT SCALE THIS DRAWING	
					FILE: 777009374	SHEET 1 OF 1