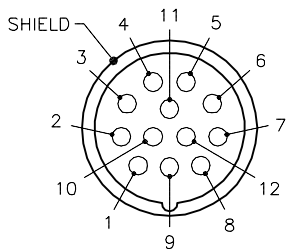
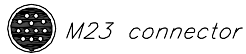
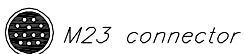
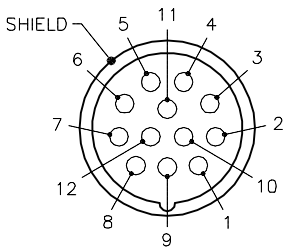


MALE END VIEW - P1

FEMALE END VIEW - J1



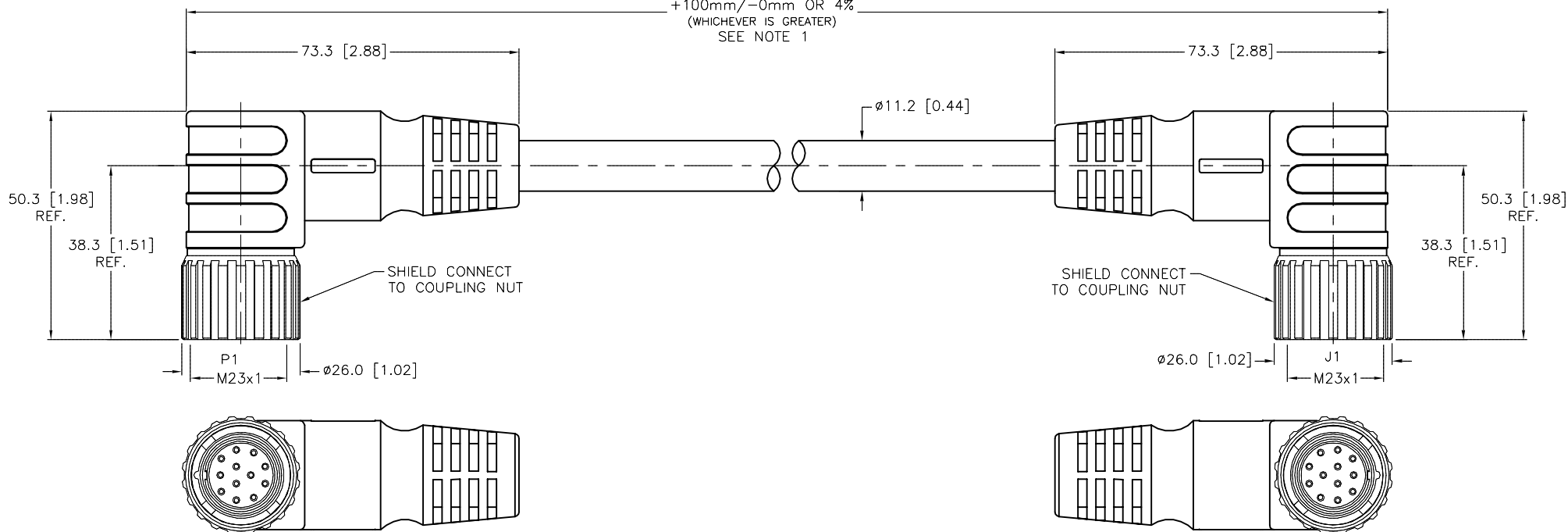
- 1 = BROWN
- 2 = N/C
- 3 = BLUE
- 4 = WHITE
- 5 = GREEN
- 6 = YELLOW
- 7 = GRAY
- 8 = PINK
- 9 = RED
- 10 = BLACK
- 11 = VIOLET
- 12 = GREEN/YELLOW



SPECIFICATIONS

CONTACT CARRIER MATERIAL	NYLON or PBT
MOLDED HEAD MATERIAL/COLOR	TPU/BLACK
CONTACT MATERIAL/PLATING	BRASS/GOLD
COUPLING NUT MATERIAL/PLATING	BRASS/NICKEL
RATED CURRENT [A]	6.0 A
RATED VOLTAGE [V]	300 V
OUTER JACKET MATERIAL/COLOR	PVC/YELLOW
CONDUCTOR INSULATION MATERIAL	PVC
NUMBER OF CONDUCTORS [AWG]	11x18 AWG
DRAIN	20 AWG
SHIELDING	ALUM-POLYESTER FOIL & T-C BRAIDED
TEMPERATURE RANGE	-40°C to +105°C (-40°F to +221°F)
PROTECTION CLASS	IEC IP67

\* METERS  
+100mm/-0mm OR 4%  
(WHICHEVER IS GREATER)  
SEE NOTE 1



SOURCE DRAWING - FOR REFERENCE ONLY

NOTES:

1. "\*" INDICATES CABLE LENGTH IN METERS. CONTACT TURCK TO ORDER SPECIFIC LENGTHS.

RELATED DOCUMENTS 1. 2. 3. 4.	3RD ANGLE PROJECTION 	THIS DRAWING IS CONFIDENTIAL AND THE PROPERTY OF TURCK INC. USE OF THIS DOCUMENT WITHOUT WRITTEN PERMISSION IS PROHIBITED.		3000 CAMPUS DRIVE MINNEAPOLIS, MN 55441 1-800-544-7769 (763) 553-7300 (763) 553-0708 fax turck.com	
	MATERIAL SEE SPECIFICATIONS	DRFT PJ DATE 03/23/05	DESCRIPTION CSWMS CKWMS 12-11-190-*		REV C
FINISH SEE SPECIFICATIONS	ALL DIMENSIONS DISPLAYED ON THIS DRAWING ARE FOR REFERENCE ONLY CONTACT TURCK FOR MORE INFORMATION	DSGN SCALE 1=1.3	UNIT OF MEASUREMENT <b>MILLIMETER [ INCH ]</b>		IDENTIFICATION NO. FILE: 777008166
C	DRAWING PROCESSED AS PART OF ECO 33971	CBM	04/06/11	33971	SHEET 1 OF 1
REV	DESCRIPTION	BY	DATE	ECO NO.	

DO NOT SCALE THIS DRAWING