



Model Number

NMB5-18GM85-US-C-FE-V12

Features

- **Stainless steel sensing face**
- **Sensing range 5 mm**
- **2-wire AC/DC**
- **Weld field immune**
- **Weld slag resistant coating**
- **Ferrous targets**

Accessories

- V12-G-YE2M-PUR-H/S**
Connecting cable, 1/2" - 20 UNF, 3-pin, irradiated PUR cable
- V12-W-YE5M-PVC**
Connecting cable, 1/2" - 20 UNF, 3-pin, PVC cable
- AB-18**
Mounting aid

Technical Data

General specifications

Switching element function		AC/DC	NO
Rated operating distance	s_n	5 mm	
Installation		flush	
Output polarity		AC/DC	
Assured operating distance	s_a	0 ... 4.05 mm	
Actuating element		Ferrous targets	
Reduction factor r_{Al}		0	
Reduction factor r_{Cu}		0	
Reduction factor r_{304}		0.4 - 0.7	
Reduction factor r_{S37}		1	
Reduction factor r_{Brass}		0	

Nominal ratings

Operating voltage DC	U_B	20 ... 300 V
Operating voltage AC	U_B	20 ... 250 V
Switching frequency	f	0 ... 5 Hz
Hysteresis	H	3 ... 15 typ. 5 %
Reverse polarity protection		reverse polarity protected
Short-circuit protection		pulsing
Voltage drop	U_d	≤ 7 V
Operating current	I_L	8 ... 200 mA
Off-state current	I_r	≤ 1.3 mA
Operating voltage indicator		LED, green
Switching state indicator		LED, yellow
Error indicator		LED, green/yellow (Alternate Flashing) - Short circuit/overload indication

Mag. Field strength, AC fields	250 mT
Mag. Field strength, DC fields	250 mT

Ambient conditions

Ambient temperature	-25 ... 70 °C (-13 ... 158 °F)
---------------------	--------------------------------

Mechanical specifications

Connection type	Connector 1/2"-20 UN , 3-pin
Housing material	Xylan coated - Stainless steel 1.4305 / AISI 303
Sensing face	Xylan coated - Stainless steel 1.4305 / AISI 303
Degree of protection	IP67

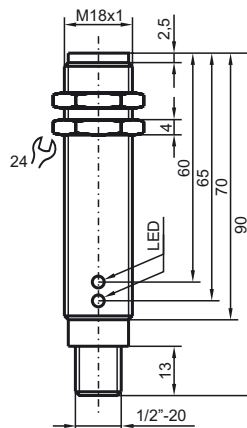
Compliance with standards and directives

Standard conformity	
Standards	EN 60947-5-2:2007 IEC 60947-5-2:2007

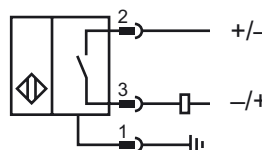
Approvals and certificates

UL approval	cULus Listed, General Purpose
CSA approval	cCSAus Listed, General Purpose
CCC approval	Certified by China Compulsory Certification (CCC)

Dimensions

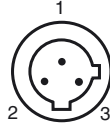


Electrical Connection



Release date: 2016-02-09 16:15 Date of issue: 2016-02-10 905419_eng.xml

Pinout



Wire colors

1		GN	(green)
2		RD/BK	(red/black)
3		RD/WH	(red/white)