





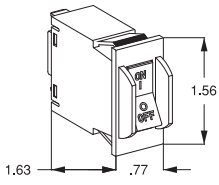
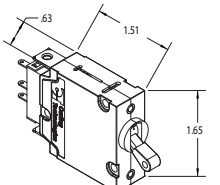
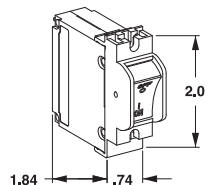
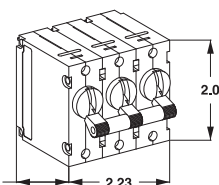
# Circuit Protection






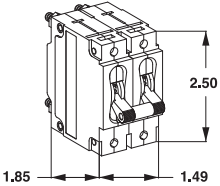
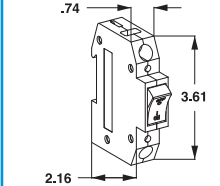
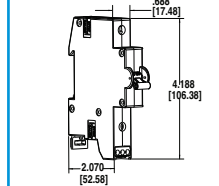
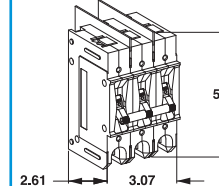
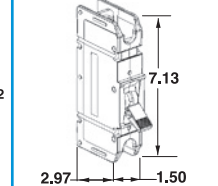
*Selector Guide*



**Carling Technologies®**

Innovative Designs. Powerful Solutions.

Hydraulic / Magnetic				
	M-Series	H-Series	A-Series	B-Series
				
<b>Number of Poles</b>	1-2	1-3	1-6 (handle); 1-3 (rocker)	1-6
<b>Actuator Style</b>	Rocker, Paddle, Push/Pull	Handle, Rocker	Handle, Rocker, Paddle	Handle, Rocker
<b>Available Delays</b>	Instant, Short Medium & High Inrush AC/DC	Instantaneous, Ultra-short, Short, Medium & Long, AC, DC	Instantaneous, Ultra-short, Short, Medium & Long, AC, DC, AC/DC High Inrush - Short, Medium & Long AC and DC	Instantaneous, Ultra-short, Short, Medium & Long, AC, DC, AC/DC High Inrush - Short, Medium & Long AC and DC
<b>Maximum Current &amp; Voltage Ratings</b>	0.02 -15FLA, 32VDC, 125 VAC, 1-pole; 15.1-30GPA, 32VDC, 125VAC, 1-pole; 0.02-15FLA, 65VDC, 250VAC, 2-pole; 15.1-30GPA, 65VDC, 250VAC, 2-pole; 0.02-12FLA, 250VAC, 1-pole; 0.02-7.5GPA, 50VDC, 1-pole 0.02-30A 80VDC Polarity Sensitive (1 pole)	<b>UL Listed 489A</b> 1-32A@65VDC, 80VDC  <b>UL Recognized</b> 1-32@240VAC, 65VDC, 80VDC	0.02 -30A@277VAC, 80VDC 31.0-50A@125/250VAC, 65VDC	0.02 -30A@277VAC, 80VDC 31.0-50A@125/250VAC, 65VDC
<b>Maximum Interrupting Capacity</b>	1000A @ 65 VDC, 2-pole 1000A @ 32 VDC, 1-pole 1000A @ 250VAC, 2-pole 1000A @ 125VAC, 1-pole 1000A @ 65VDC, 1-pole (polarity sensitive) 600A@80VDC 1-pole (polarity sensitive)	<b>UL Listed 489A</b> 2000A@65VDC 1000A@80VDC <b>UL Recognized</b> 3000A @ 65VDC 1000A @ 80VDC 1500A @ 250VAC	3000A @ 65 VDC, UL only 3500A @ 65 VDC, w/fuse backup 1000A@80VDC 3000A @ 125/250VAC, UL only 5000A @ 277VAC, w/fuse backup	3000A @ 65 VDC, UL only 3500A @ 65 VDC, w/fuse backup 1000A@80VDC 3000A @ 125/250VAC, UL only 5000A @ 277VAC, w/fuse backup
<b>Auxiliary Switch Ratings</b>	7A @ 250VAC 0.1A@125VAC (gold contacts) 7A(res.)@28VDC 4A(Ind.)@28VDC	10.1A@250VAC 1.0A@65VDC 15A@80VDC	10.1A@125VAC 0.1A@125VAC (gold contacts) 0.5A@65VDC 0.1A@80VDC	10.1A@125VAC 0.1A@125VAC (gold contacts) 0.5A@65VDC 0.1A@80VDC
<b>Available Circuits</b>	Series, Switch Only	Series, Switch Only, Relay Trip/VCoil	Series, Shunt, Relay, Switch Only, Series w/Remote Shutdown, Relay & Shunt Trip Dual Coil	Series, Shunt, Relay, Switch Only, Series w/Remote Shutdown, Relay & Shunt Trip Dual Coil, Mid-Trip with Alarm Switch
<b>Terminal Options</b>	.250" Tab w/ QC, 8-32 Screw	.250" Tab w/ QC, 8-32 & 10-32 Screw (& metric)	.250" Tab w/ QC, 8-32 & 10-32 Screw (& metric), PCB	.250" Tab w/ QC, 8-32 & 10-32 Screw (& metric), PCB
<b>Mounting Method</b>	Rocker: Front Panel Snap-In Handle: Threaded Bushing, Push-Pull	Threaded inserts	Threaded inserts: Front Panel Snap-In	Threaded inserts: Front Panel Snap-In
<b>Agency Approvals</b>	UL, CSA, VDE(rocker), UL489A	UL, CSA, UL489A	UL, CSA, VDE, TUV(rocker), UL1500, UL489A	UL, CSA, VDE, TUV(rocker), UL1500, UL489, UL489A
<b>Dimensions</b>				

Hydraulic / Magnetic					
	C-Series	D-Series	G-Series	E-Series	F-Series
					
<b>Number of Poles</b>	1-6 (handle); 1-3 (rocker)	1-4 (handle); 1-3 (rocker)	1-4	1-6	1-3
<b>Actuator Style</b>	Handle, Rocker	Handle, Rocker	Handle	Handle	Handle
<b>Available Delays</b>	Instantaneous, Ultra-short, Short, Medium & Long, AC, DC, AC/DC High Inrush - Short, Medium & Long AC and DC	Instantaneous, Ultra-short, Short, Medium & Long, AC, DC, AC/DC High Inrush - Short, Medium & Long AC and DC	Instantaneous, Ultra-short, Short, Medium & Long, AC, DC High Inrush - Short, Medium & Long AC and DC	Instant, Short, Medium & Long - AC, DC, and AC/DC High Inrush - Short, Medium & Long - AC, DC, and AC/DC	Short, Medium & Long DC
<b>Maximum Current &amp; Voltage Ratings</b>	<b>UL Listed</b> 0.02-250A@80VDC 0.02-60A@125VDC 0.02-70A@120VAC 0.02-20A@240VAC <b>UL Recognized</b> 0.02-30A@480WYE /277VAC 2-pole, 1Ø, 3-pole, 3Ø 0.02-50A@277VAC 0.02-100A@250VAC, 80VDC 0.02-100A@120/240VAC, 65VDC	0.02 -50A@277VAC, 65VDC 0.02-30A@480WYE /277VAC, 2 pole, 1Ø, 3 pole 3Ø	<b>UL Recognized</b> 0.02-63A@80VDC 0.02-63A@240VAC 0.02-63A@480V VAC	<b>UL Listed</b> 0.02-100A@240VAC, 65VDC, 125VDC <b>UL Recognized</b> 0.02-100A@277VAC, 160VDC, 1-pole 0.02-100A@600VAC, 2-pole 1Ø, 3 pole 3Ø 0.02-120A@125VDC, 1-pole	<b>UL489 Listed:</b> 50-250A@125VDC <b>UL489A Listed</b> 250-700A@125VDC
<b>Maximum Interrupting Capacity</b>	<b>UL Listed</b> 50000A@80VDC, 10,000A@120VAC, 5000A@125VDC, 240VAC <b>UL Recognized</b> 7500A@80VDC 3000A@125/250VAC, UL only 5000A @ 250VAC 5000A@480WYE/277V AC w/fuse backup	1500A without fuse, 5000A with fuse @ 65 VDC, 250VAC, VDE only 5000A@65 VDC 5000A@480WYE/277VAC, w/fuse backup, UL only 3000A@125/250VAC, UL only	<b>UL Recognized</b> 3000A@80VDC 3000A@240VAC 1500A @480VAC	<b>UL Listed</b> 25000A@65VDC 5000A@125VDC & 240VAC <b>UL Recognized</b> 5000A @ 125VDC 5000A @ 600VAC, without fuse backup 10000A @ 600VAC, w/fuse backup	50000A@125VDC
<b>Auxiliary Switch Ratings</b>	10.1A@250VAC 0.1A@125VAC (gold contacts) 0.5A@65VDC	0.1A@80VDC n/a	5A@125VAC 3A@32VDC	10.1A@ 250VAC 1.0A@65VDC 0.1A@80VDC	10.1A@ 250VAC 0.5A@65VDC 0.1A@80VDC
<b>Available Circuits</b>	Series, Shunt, Relay, Switch Only, Series w/Remote Shutdown, Relay & Shunt Trip Dual Coil, Mid-Trip with Alarm Switch	Series, Switch Only, Series w/Remote Shutdown	Series, Switch Only	Series, Shunt, Relay, Switch Only, Series w/Remote Shutdown	Series & Switch Only with or without Metering Shunt
<b>Terminal Options</b>	10-32 Stud, 1/4-20 Stud, 0-32 Screw w/ saddle clamp, Clip Terminal, 1/4 & 7/16 Push-In	Recessed Wire-ready, Pressure Plate Type Screw Terminals	Recessed Wire-ready, Pressure Plate Type Screw Terminals	10-32 Stud, 1/4-20 Stud 0-32 Screw, 1/4-20 Screw, Box Wire Connector	3/8-16 Stud, 3/8-16 Screw & Box Wire Connector
<b>Mounting Method</b>	Threaded inserts	Rear Mounted on DIN Rail or Front Panel	Rear Mounted on DIN Rail	Rear or Front Panel	Rear or Front Panel
<b>Agency Approvals</b>	UL, CSA, VDE, TUV, UL1500, UL489, UL489A	UL, CSA, VDE	UL1077, CUL	UL, CSA, VDE, UL1500, UL489	CUL, TUV, UL489, UL489A
<b>Dimensions</b>					

## Thermal Circuit Protectors

	CTB-Series	CMB-Series	CLB-Series	C1005B-Series
				
<b>Number of Poles</b>	1	1	1	1
<b>Actuator Style</b>	Rocker	Pushbutton	Pushbutton	Rocker
<b>Maximum Current &amp; Voltage Ratings</b>	3 to 16A, 125-250VAC, 50VDC	3 to 20A, 125-250VAC, 32VDC	3 to 60A, 125-250VAC, 32VDC	7 to 16A, 125-250VAC 32VDC
<b>Maximum Interrupting Capacity</b>	1000A	2500A	2500A	1000A
<b>Available Circuits</b>	Series Trip	Series Trip	Series Trip	Series Trip
<b>Terminal Options</b>	.250" Tab w/QC	.250" Tab w/QC .250" Tab w/QC with 90° bend	.250" Tab w/QC .250" Tab w/QC with 90° bend Screw Terminal	.250" Tab w/QC Solder Lug
<b>Mounting Method</b>	Front Panel Snap-in	Front Panel Front Panel Snap-in	Front Panel Front Panel Snap-in	Front Panel Snap-in
<b>Operating Temperature</b>	-10°C to 60°C	-10°C to 60°C	-10°C to 60°C	-10°C to 65°C
<b>Agency Approvals</b>	UL, CUL, VDE, CE	UL, CUL, CSA, TUV, CE, UL1500/ ISO8846 for ignition protection/marine	UL, CUL, CSA, TUV, CE, UL1500/ ISO8846 for ignition protection/marine	UL, CUL, TUV, UL2077, UL1363, IEC 60935

### FOR MORE INFORMATION . . .

#### Worldwide Headquarters

Carling Technologies, Inc.,  
60 Johnson Avenue  
Plainville, CT 06062  
(860) 793-9281, fax: (860) 793-9231  
e-mail: [sales@carlingtech.com](mailto:sales@carlingtech.com)

East Region Sales Office, CT  
[ersm@carlingtech.com](mailto:ersm@carlingtech.com)  
Midwest Region Sales Office, OH  
[mrs@carlingtech.com](mailto:mrs@carlingtech.com)  
West Region Sales Office, CA  
[wrs@carlingtech.com](mailto:wrs@carlingtech.com)

#### Europe/Middle East/Africa Headquarters

Carling Technologies Ltd., Devon, England  
Int + 44 1392-364422, fax: Int + 44 1392-364477  
e-mail: [ltd.sales@carlingtech.com](mailto:ltd.sales@carlingtech.com)

GmbH, Germany  
[gmbh@carlingtech.com](mailto:gmbh@carlingtech.com)  
SAS, France  
[sas@carlingtech.com](mailto:sas@carlingtech.com)

#### Asia-Pacific Headquarters

Carling Technologies, Asia-Pacific Ltd.,  
Kowloon, Hong Kong  
Int + 852-2737-2277, fax: Int + 852-2736-9332  
e-mail: [sales@carlingtech.com.hk](mailto:sales@carlingtech.com.hk)

Asia-Pacific Ltd., Shanghai, China  
[capsh@online.sh.cn](mailto:capsh@online.sh.cn)  
Asia-Pacific Ltd., Japan  
[japan@carlingtech.com](mailto:japan@carlingtech.com)  
Pune, India  
[india@carlingtech.com](mailto:india@carlingtech.com)  
Kaohsiung, Taiwan  
[taiwan@carlingtech.com](mailto:taiwan@carlingtech.com)



[www.carlingtech.com](http://www.carlingtech.com)