

Figure 1

Part Number: 0431164281  
Frequency Range: Lower & Broadband Frequencies 1-300 MHz (31 material)  
Description: 31 ROUND CABLE CORE ASSEMBLY  
Application: Suppression Components  
Where Used: Cable Component  
Part Type: Round Cable Snap-Its  
Preferred Part: ✓

## Mechanical Specifications

Weight: 26.000 (g)

## Part Type Information

Round cable snap-its can easily accommodate round cables or bundled wires with diameters from 2.5 mm (.100") to 25.4 mm (1.000"). These assemblies are available in four ferrite material classes to suppress differential or common-mode conducted EMI from 1 MHz into the GHz region. The polypropylene cases are meeting the RoHS restrictions of hazardous substances and have a flammability rating of UL94 V-0.

-Round cable snap-it assemblies are controlled for impedances only. The impedances listed are typical values. Minimum impedance values are specified for the + marked frequencies. The minimum guaranteed impedance is the listed impedance less 20%.

-Single turn impedance tests for the 31, 43 and 44 material are performed on the 4193A Vector Impedance Analyzer. The 61 material parts are tested on the 4191A RF Impedance Analyzer. Cores are tested with the shortest practical wire length.

-Many of the snap-it parts have round core equivalents. See Round Cable EMI Suppression Cores section of our catalog.

-'B' Dimension is the core Dimension.

-Round Cable Snap-it Kits are available for each of the four suppression materials. 31 Snap-It Kit (0199000030), 43 Snap-It Kit (0199000031), 46 Core and Snap-It Kit (0199000032) and 61 Snap-It Kit (0199000033).

-Explanation of Part Numbers: Digits 1 & 2 = product class and 3& 4 = material grade.



### Mechanical Specifications

Dim	mm	mm tol	nominal inch	inch misc.
A	20.00	-	0.788	-
B	6.60	-	0.260	-
C	39.40	-	1.550	-
D	9.80	-	0.385	-
E	-	-	-	-
F	-	-	-	-
G	-	-	-	-
H	-	-	-	-
J	-	-	-	-
K	-	-	-	-

### Electrical Specifications

Typical Impedance ( $\Omega$ )	
1 MHz	28
5 MHz	83
10 MHz+	105
25 MHz+	180
100 MHz+	310
250 MHz	240

Electrical Properties	

### Land Patterns

V	W ref	X	Y	Z
-	-	-	-	-
-	-	-	-	-

### Winding Information

Turns	Wire Size	1st Wire Length	2nd Wire Length
-	-	-	-

### Reel Information

Tape Width mm	Pitch mm	Parts 7 " Reel	Parts 13 " Reel	Parts 14 " Reel
-	-	-	-	-

### Package Size

Pkg Size
- (-)

### Connector Plate

# Holes	# Rows
-	-

$\Sigma I/A$  - Core Constant

$A_e$

$A_L$

$(\frac{L}{N^2})$

$I_e$

$V_e$



## Ferrite Material Constants

Specific Heat .....	0.25 cal/g/°C
Thermal Conductivity .....	$10 \times 10^{-3}$ cal/sec/cm/°C
Coefficient of Linear Expansion .....	$8 - 10 \times 10^{-6}/^{\circ}\text{C}$
Tensile Strength .....	4.9 kgf/mm <sup>2</sup>
Compressive Strength .....	42 kgf/mm <sup>2</sup>
Young's Modulus .....	$15 \times 10^3$ kgf/mm <sup>2</sup>
Hardness (Knoop) .....	650
Specific Gravity .....	$\approx 4.7$ g/cm <sup>3</sup>

*The above quoted properties are typical for Fair-Rite MnZn and NiZn ferrites.*

See next page for further material specifications.



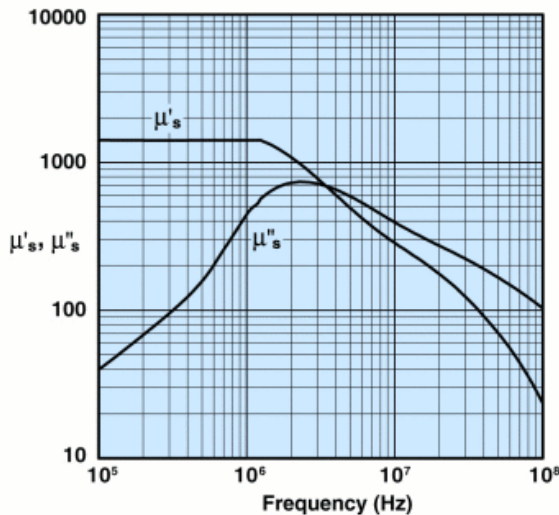
A MnZn ferrite designed specifically for EMI suppression applications from as low as 1 MHz up to 500 MHz. This material does not have the dimensional resonance limitations associated with conventional MnZn ferrite materials.

Round cable EMI suppression cores, round cable snap-its, flat cable EMI suppression cores, and flat cable snap-its are all available in 31 material.

**31 Material Characteristics:**

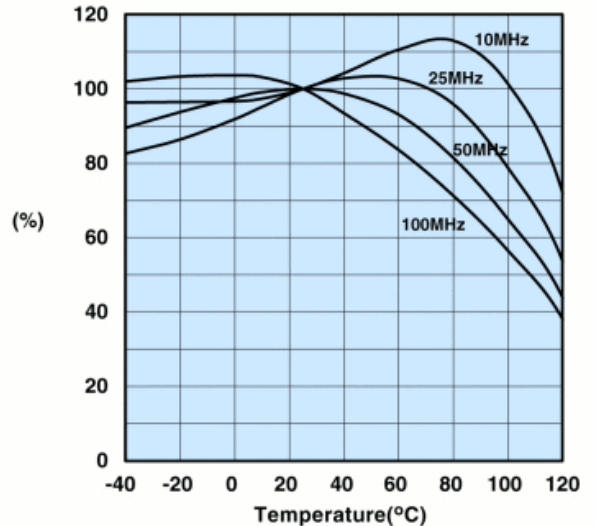
Property	Unit	Symbol	Value
Initial Permeability @ B < 10 gauss		$\mu_i$	1500
Flux Density @ Field Strength	gauss oersted	B H	3400 5
Residual Flux Density	gauss	$B_r$	2500
Coercive Force	oersted	$H_c$	0.35
Loss Factor @ Frequency	$10^{-6}$ MHz	$\tan \delta \mu_i$	20 0.1
Temperature Coefficient of Initial Permeability (20 -70°C)	%/°C		1.6
Curie Temperature	°C	$T_c$	>130
Resistivity	$\Omega$ cm	$\rho$	$3 \times 10^3$

**Complex Permeability vs. Frequency**



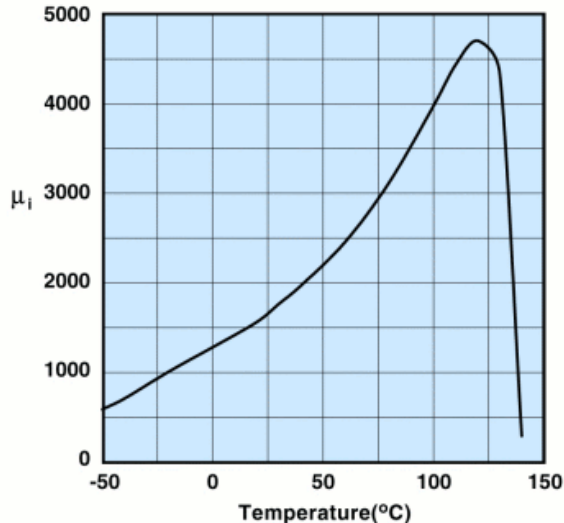
Measured on a 17/10/6mm toroid at 25°C using the HP 4284A and the HP 4291A.

**Percent of Original Impedance vs. Temperature**



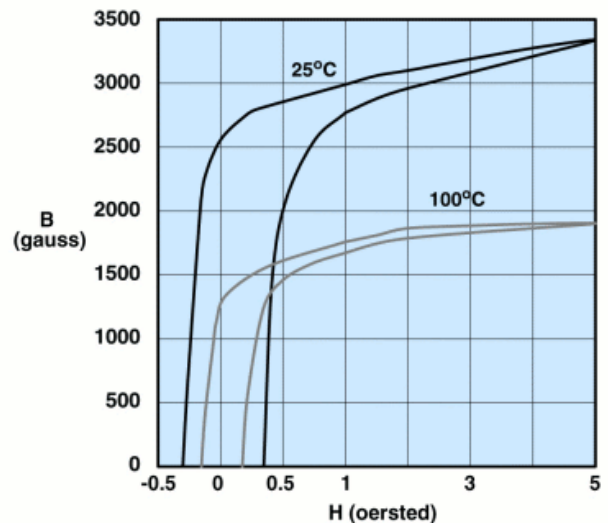
Measured on a 2631000301 using the HP4291A.

**Initial Permeability vs. Temperature**



Measured on a 17/10/6mm toroid at 100kHz.

**Hysteresis Loop**



Measured on a 17/10/6mm toroid at 10kHz.